



A VIEW OF HISTORIC PRESERVATION ACROSS NORTH CAROLINA

2014



A VIEW OF HISTORIC PRESERVATION ACROSS NORTH CAROLINA

2014

Prepared by the North Carolina
Department of Cultural Resources
State Historic Preservation Office

Cover Photos (top to bottom)

**108 South Main Street
Warrenton, Warren County**

Rehabilitated using the federal and state historic tax credits for a vibrant mixed-use occupancy that includes a coffee shop and a pharmacy on the first floor with an office suite and two apartments on the second floor.

**City Hospital-Gaston Memorial Hospital
Gastonia, Gaston County**

Grand Opening and Ribbon Cutting on October 8, 2013. Rehabilitated using the federal and state historic tax credits into affordable housing with 75 apartments and amenities now known as Highland Memorial Apartments.

**Y. E. Smith School
Durham, Durham County**

Rehabilitated using the federal and state historic tax credits as a new facility for an established charter school—the Maureen Joy Charter School.

**Cranford Industries Office
for Asheboro Hosiery Mills-Cranford Furniture Co.
Asheboro, Randolph County**

Rehabilitated using the federal and state historic tax credits into a successful bakery and restaurant.

**G & S Department Store Building
Raleigh, Wake County**

Rehabilitated using the federal and state historic tax credits for a vibrant mixed-use occupancy that includes the expansion of the Raleigh Times Restaurant and two retail spaces on the first floor with office suites on the second floor.

This publication was financed with federal historic preservation funds from the National Park Service, U. S. Department of the Interior. However, the contents and opinions do not necessarily reflect the views or policies of the U. S. Department of the Interior, nor does the mention of trade names or commercial products constitute an endorsement or recommendation by the U. S. Department of the Interior.

February 2014



North Carolina
State Historic Preservation Office
Department of Cultural Resources
Office of Archives and History
Division of Historical Resources



Dr. Kevin Cherry, SHPO
Ramona M. Bartos, Deputy SHPO
Mitch Wilds, Supervisor,
Restoration & Tax Credit Services Branch
Claudia Brown, Supervisor,
National Register & Survey Branch
Tim Simmons, Senior Preservation Architect
<http://www.hpo.ncdcr.gov>



Historic Preservation in North Carolina: Outreach, Impact, and Value

How we help North Carolina

Authorized by the National Historic Preservation Act of 1966 (“Act”), the North Carolina State Historic Preservation Office (HPO) is the official state agency for historic preservation in North Carolina. We work in cooperation with the National Park Service and multitudes of private and public partners to accomplish the Act’s purposes as well as state statutory mandates.



Our mission To help the state’s citizens, private organizations, and public agencies **identify, protect, and enhance North Carolina’s historic resources and communities** through a coordinated program of incentives and technical assistance **for today and future generations.**

Identify The HPO **identifies historic places** through a comprehensive **architectural survey program**. Since 1966, **over 100,000 historic buildings, neighborhoods, and sites have been identified in North Carolina.** They represent **nearly 2,900 listings in the National Register of Historic Places** (including more than 73,000 “contributing” resources in over 500 historic districts and over 2,000 individual listings), the nation’s official list of buildings, structures, objects, sites, and districts worthy of preservation for their significance in American history, architecture, archaeology, and culture. **The National Register program plays a vital role in the state’s economic development as eligibility for state and federal historic rehabilitation tax credits is limited to listed properties.**

Enhance The HPO administers the federal and state historic rehabilitation tax credit programs, **redevelopment and reuse incentives** that since 1976 have brought over **\$1.7 billion of private investment** into North Carolina communities, boosting local economies and **creating construction phase and post-construction permanent jobs**, while preserving our state’s priceless historic character. Historic rehabilitation projects have taken place in **90 of North Carolina’s 100 counties.**

In FY 2011-2012, North Carolina ranked **# 3 in the United States** for completed, income-producing projects that used the federal historic rehabilitation tax credit.

From L to R: (1) Heilig-Levine block, circa 1875, downtown Raleigh, a historic rehabilitation tax credit project, representing \$ 13.6 million in private investment; (2) Traditional building educational workshop in Edenton, funded by a federal CLG grant; (3) Leslie-Taylor House, circa 1879, Vass vicinity, Moore County, NC, individually listed in the National Register of Historic Places.

Protect Under **federal and state environmental review responsibilities** assigned to us, the HPO processes nearly **2,500 applications** a year for permits and actions that may affect historic properties or archaeological or historic sites throughout North Carolina. Through an **email-based, streamlined submission and review process, the HPO provides timely service** to state and local agencies as well as private businesses seeking federal assistance.

Local Preservation Program Assistance **95 North Carolina communities** voluntarily sponsor **local historic preservation programs** and enjoy HPO technical support and assistance, including regular training for local historic preservation commissioners and staff. **47** of these communities have earned federal Certified Local Government (CLG) status and are eligible for federally-funded preservation grants through the HPO.

Competitive Grant Program **10% of the federal Historic Preservation Fund allocation for North Carolina** is reserved for this grant program and **returned to North Carolina communities** with active local preservation programs. Examples of grant projects include educational workshops, local preservation plans, and National Register nominations (leading to eligibility for the historic rehabilitation tax credit incentives).

Preservation Extension Service The HPO's Restoration Branch provides **technical advice for restorations, rehabilitations, and building maintenance** to owners of historic buildings at no cost or obligation. A building does not need to be listed in the National Register of Historic Places or have any special historic designation to be eligible for this service. We provide **expedited and on-site assistance to historic property owners following natural disasters and fires.**

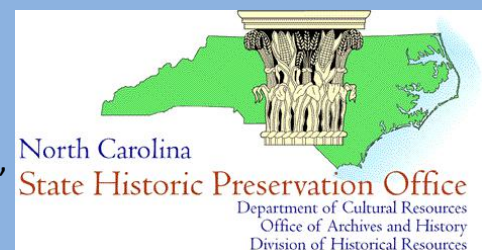
From Murphy to Manteo The HPO ensures **statewide service coverage for all 100 North Carolina counties** - with staff stationed in Raleigh at the State Archives and History Building, and regional offices in Greenville for the 27 easternmost counties, and for the 25 westernmost counties at DCR's Western Office in Asheville.

Visit us at: <http://www.hpo.ncdcr.gov>

For more information, contact Michele Patterson-McCabe, Grants Coordinator, michele.patterson.mccabe@ncdcr.gov, (919) 807-6582

HPOWEB, the award-winning web-based GIS application of historic resources in NC, is available at: <http://gis.ncdcr.gov/hpoweb/>.

Figures are current through December 31, 2013.



Historic Preservation Tax Credits: Making a Difference in North Carolina

Historic preservation in North Carolina provides jobs, bolsters the tax base, and utilizes existing buildings and infrastructure while preserving the state's priceless historic character.

- **Since 1976 rehabilitation tax credits have encouraged over \$1.7 billion of private investment in North Carolina's historic resources.**

Rehabilitation of North Carolina's historic buildings increased dramatically following the 1998 expansion of the state tax credit for historic structure rehabilitation. Since 1998, under the new state credits that also enhanced the existing federal credit, 2,308 rehabilitation projects of income-producing and non-income-producing properties with a total estimated cost expended by private investors of \$1.415 billion have been completed. From the inception of the federal program in 1976 through 1997, 679 projects were completed with \$285 million in rehabilitation costs.

North Carolina is one of 31 states (of 43 with a state income tax) **that offers the "open to all" incentive of a state piggyback historic tax credit in addition to the federal credit.** The National Park Service just released the 35th Anniversary Report of the Federal Tax Incentives for Rehabilitating Historic Buildings, **and North Carolina was #4 in the nation in the number of completed historic rehabilitation tax credit projects** according to a 10-year look at state-by-state certified project activity for Federal Fiscal Years 2003-2012.

- **Historic preservation creates jobs, generates income, and stimulates tax revenue in North Carolina.**

Completed projects certified in Federal Fiscal Year 2012 created 57,783 jobs nationwide based on a National Park Service's funded study by the Rutgers University Center for Policy Research. Throughout the recent downturn in the economy, and particularly in the real estate market, the federal tax credits have remained a strong catalyst for job creation and economic growth in older communities.

- **Reuse of North Carolina's existing structures supports both historic preservation and environmental sustainability principles and makes good economic sense.**

In addition to the powerful economic benefits of historic preservation, the North Carolina rehabilitation tax credits encourage the reuse of existing buildings, reducing the need to expand public services and infrastructure which saves taxpayers' dollars. Historic structures such as schools, textile mills, and tobacco warehouses are reclaimed for housing, retail, and office uses.

- **Entire neighborhoods, towns, and cities benefit from these incentives. Historic rehabilitation projects have occurred in 90 of North Carolina's 100 counties.**

The North Carolina rehabilitation tax credits help citizens preserve and care for their communities and neighborhoods. Historic preservation, assisted by the tax credits, serves to return a sense of pride and optimism to communities large and small, rural and urban across the state.

December 31, 2013



www.hpo.ncdcr.gov

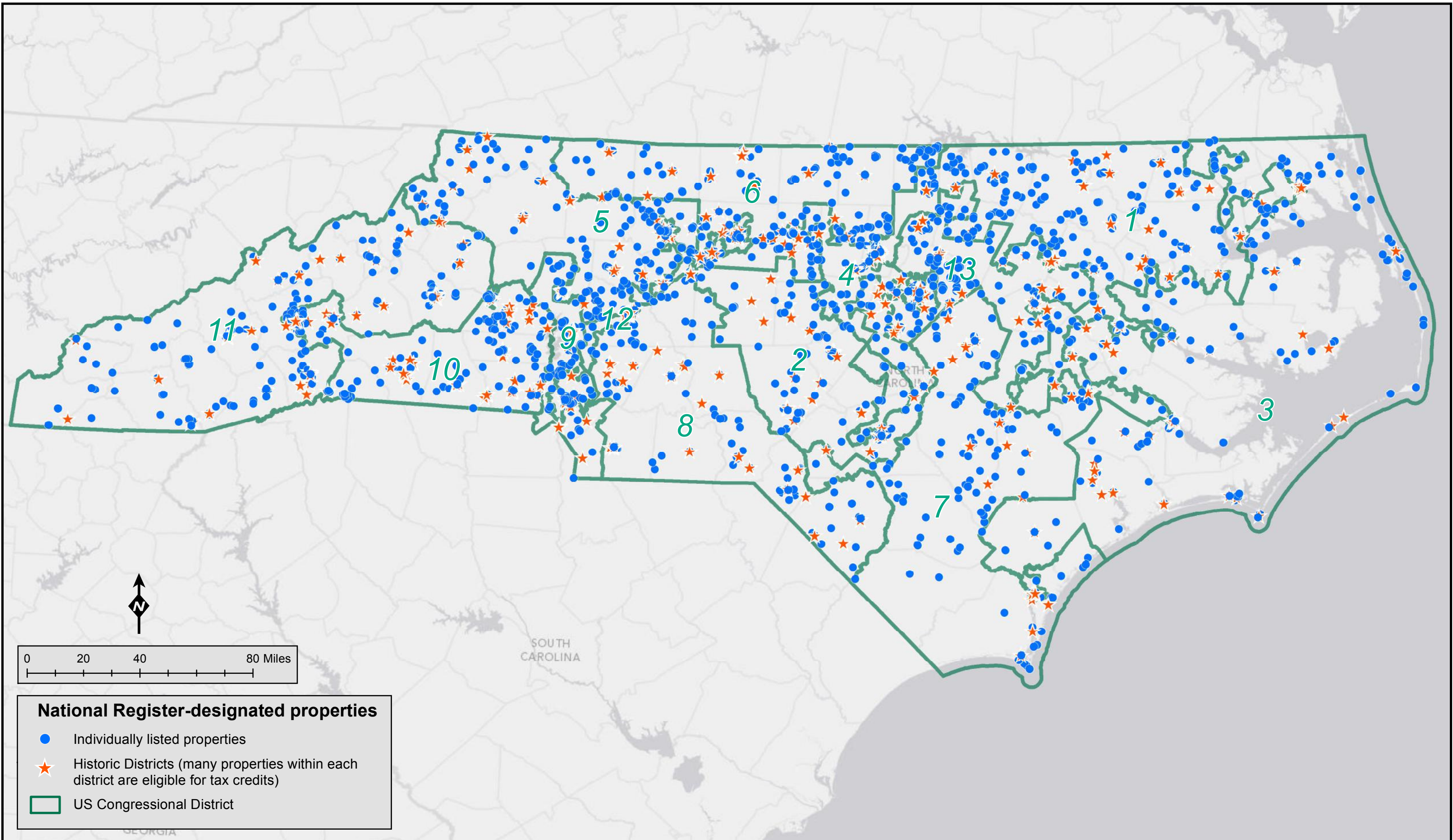


Top Historic Tax Credit Projects Completed in North Carolina

1	American Tobacco Company	Durham	\$167,430,704
2	R. J. Reynolds Tobacco Company Tobacco Factory 90	Winston- Salem	\$122,061,348
3	R. J. Reynolds Tobacco Company Tobacco Factory 91	Winston- Salem	\$90,966,176
	<i>R. J. Reynolds Tobacco Company Tobacco Factories 60 and 64 (proposed additional projects being reviewed by the HPO)</i>	<i>Winston- Salem</i>	<i>\$166,520,000</i>
4	Liggett & Myers Tobacco Company	Durham	\$81,835,865
5	P. H. Hanes Knitting Company Three-building Complex	Winston- Salem	\$41,404,336
6	Grove Arcade	Asheville	\$28,383,295
7	Nissen Building and Addition	Winston- Salem	\$28,289,085
8	Revolution Cotton Mill	Greensboro	\$27,303,897
9	Imperial Tobacco Company	Rocky Mount	\$26,000,000
10	Highland Park Manufacturing Co. Mill #3	Charlotte	\$23,600,000
11	F. W. Woolworth Building	Greensboro	\$23,386,034

December 31, 2013

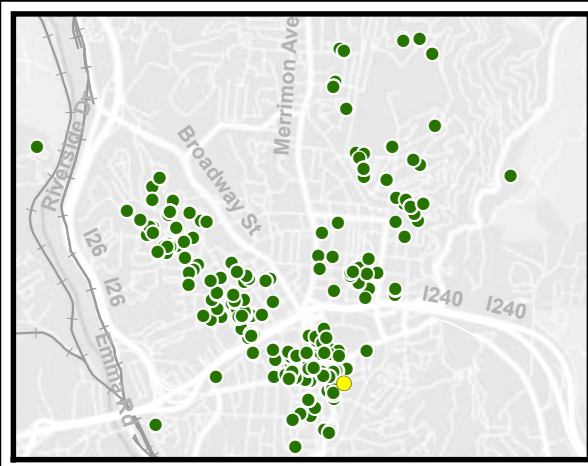
National Register-designated properties eligible for tax credits (as of December 31, 2013)



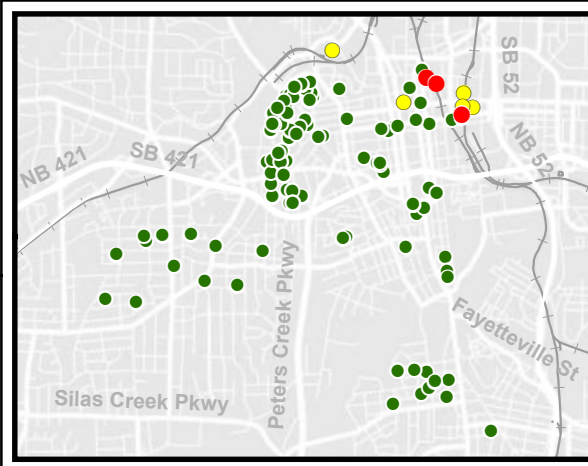
National Register-designated properties

- Individually listed properties
- ★ Historic Districts (many properties within each district are eligible for tax credits)
- US Congressional District

Commercial and Residential Historic Preservation Tax Credit Projects (as of January 1, 2014)



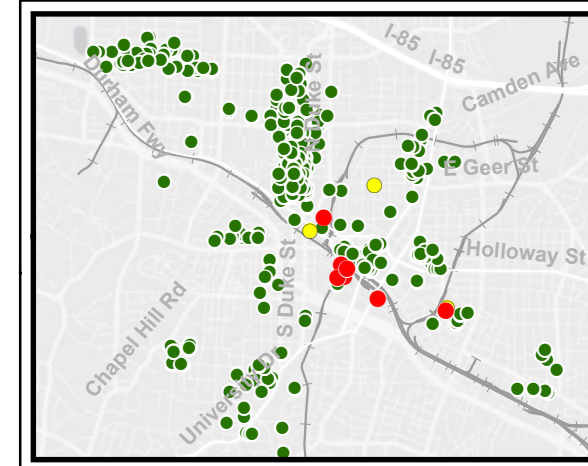
Asheville



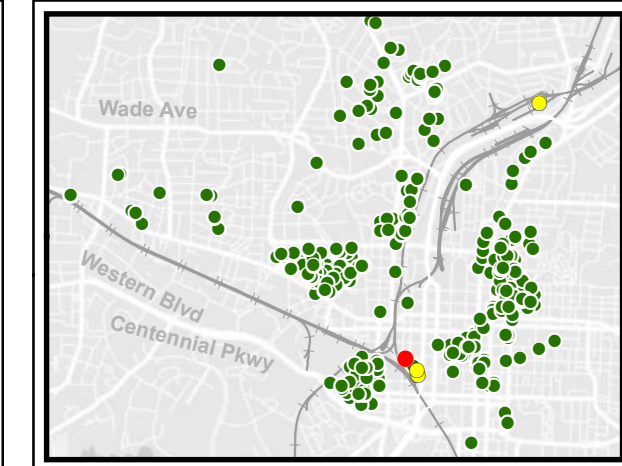
Winston-Salem



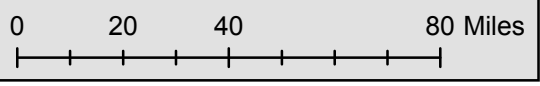
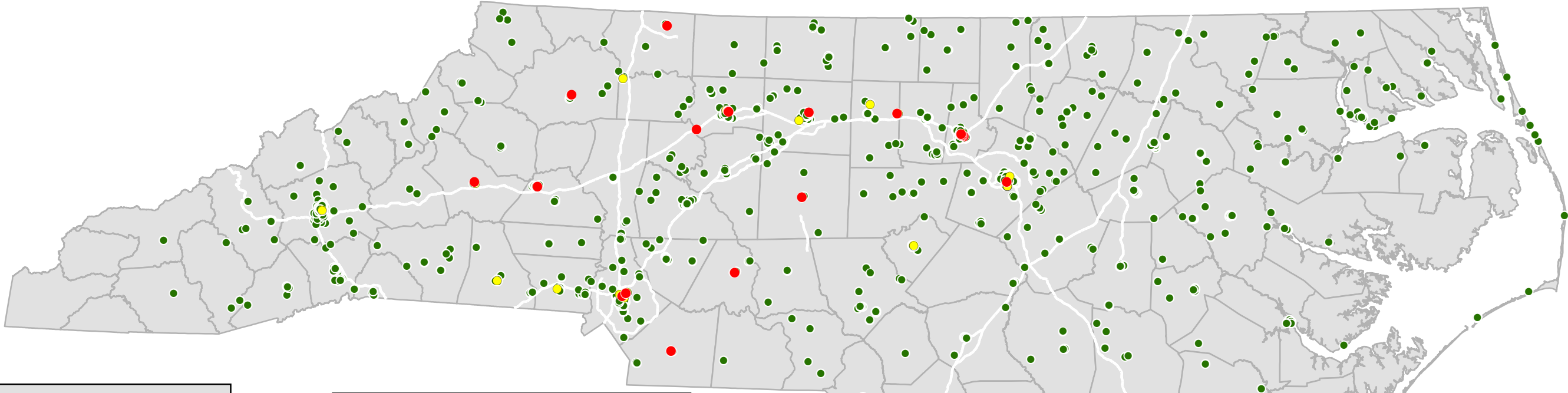
Greensboro



Durham

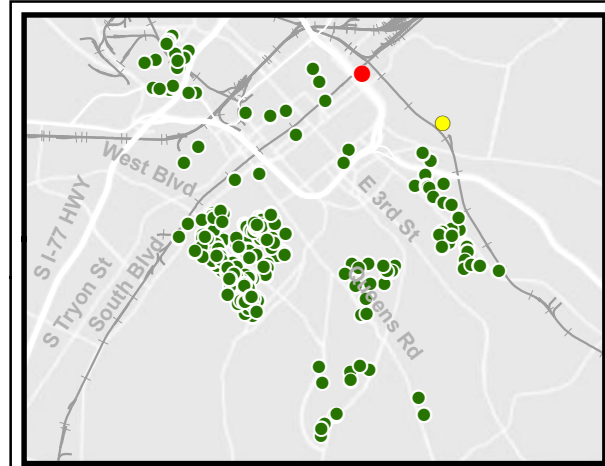


Raleigh

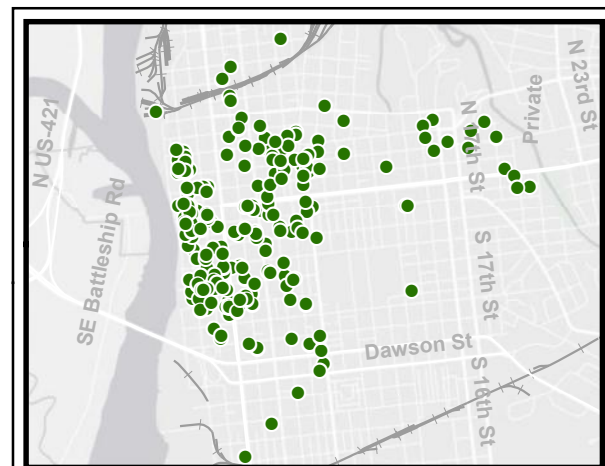


Legend

- All completed historic rehabilitation tax credit projects
- Historic Mill project**
 - Completed
 - In progress



Charlotte



Wilmington

**NORTH CAROLINA STATE HISTORIC PRESERVATION OFFICE ASSISTANCE TO
100 NORTH CAROLINA COUNTIES**

As of December 31, 2013

<i>County</i>	<i>Federal HPF Grants since 1966</i>	<i>National Register Listings</i>	<i>Income- producing Tax Credit Projects since 1976</i>	<i>Amount of Eligible Investment</i>	<i>Nonincome- producing Tax Credit Projects since 1998</i>	<i>Amount of Eligible Investment</i>
Alamance	77,910	64	12	32,463,452	23	2,302,542
Alexander	3,500	1	0	0	0	0
Alleghany	5,200	10	1	1,096,206	0	0
Anson	17,000	6	1	19,000	0	0
Ashe	43,000	23	2	25,000	1	161,837
Avery	0	11	4	2,384,491	0	0
Beaufort	174,750	17	37	7,729,627	12	1,629,209
Bertie	14,000	23	3	2,993,213	3	635,496
Bladen	0	13	0	0	0	0
Brunswick	61,450	15	2	159,558	1	44,450
Buncombe	255,204	117	176	149,333,017	96	18,009,187
Burke	100,450	39	9	17,477,870	1	346,258
Cabarrus	76,265	27	6	11,702,657	29	4,483,761
Caldwell	91,000	17	2	3,690,015	1	155,242
Camden	1,525	7	1	61,480	0	0
Carteret	83,314	14	12	1,863,918	3	269,559
Caswell	31,250	21	6	855,841	2	156,000
Catawba	58,115	65	7	3,761,117	12	1,038,598
Chatham	28,083	56	5	2,283,075	8	923,613
Cherokee	15,650	9	0	0	0	0
Chowan	92,240	26	33	8,443,116	33	6,186,398
Clay	0	3	0	0	0	0
Cleveland	42,833	23	16	8,381,635	10	1,269,362
Columbus	7,000	3	0	0	0	0
Craven	191,944	55	73	12,517,163	25	3,021,884
Cumberland	81,313	70	18	24,317,908	0	0
Currituck	45,662	12	0	0	0	0
Dare	48,065	29	6	2,024,359	5	802,262
Davidson	52,002	55	5	4,949,148	1	179,505
Davie	4,800	19	4	8,270,411	2	470,769
Duplin	33,000	19	2	427,000	2	191,490
Durham	281,620	82	70	359,254,974	248	37,879,081
Edgecombe	66,072	36	27	12,978,813	13	847,025
Forsyth	294,835	94	50	103,101,828	113	14,585,235
Franklin	45,967	39	7	771,666	8	1,068,655
Gaston	141,437	30	9	24,717,998	10	1,607,650
Gates	18,673	10	1	166,745	0	0

<i>County</i>	<i>Federal HPF Grants since 1966</i>	<i>National Register Listings</i>	<i>Income-producing Tax Credit Projects since 1976</i>	<i>Amount of Investment</i>	<i>Nonincome-producing Tax Credit Projects since 1998</i>	<i>Amount of Investment</i>
---------------	--------------------------------------	-----------------------------------	--	-----------------------------	---	-----------------------------

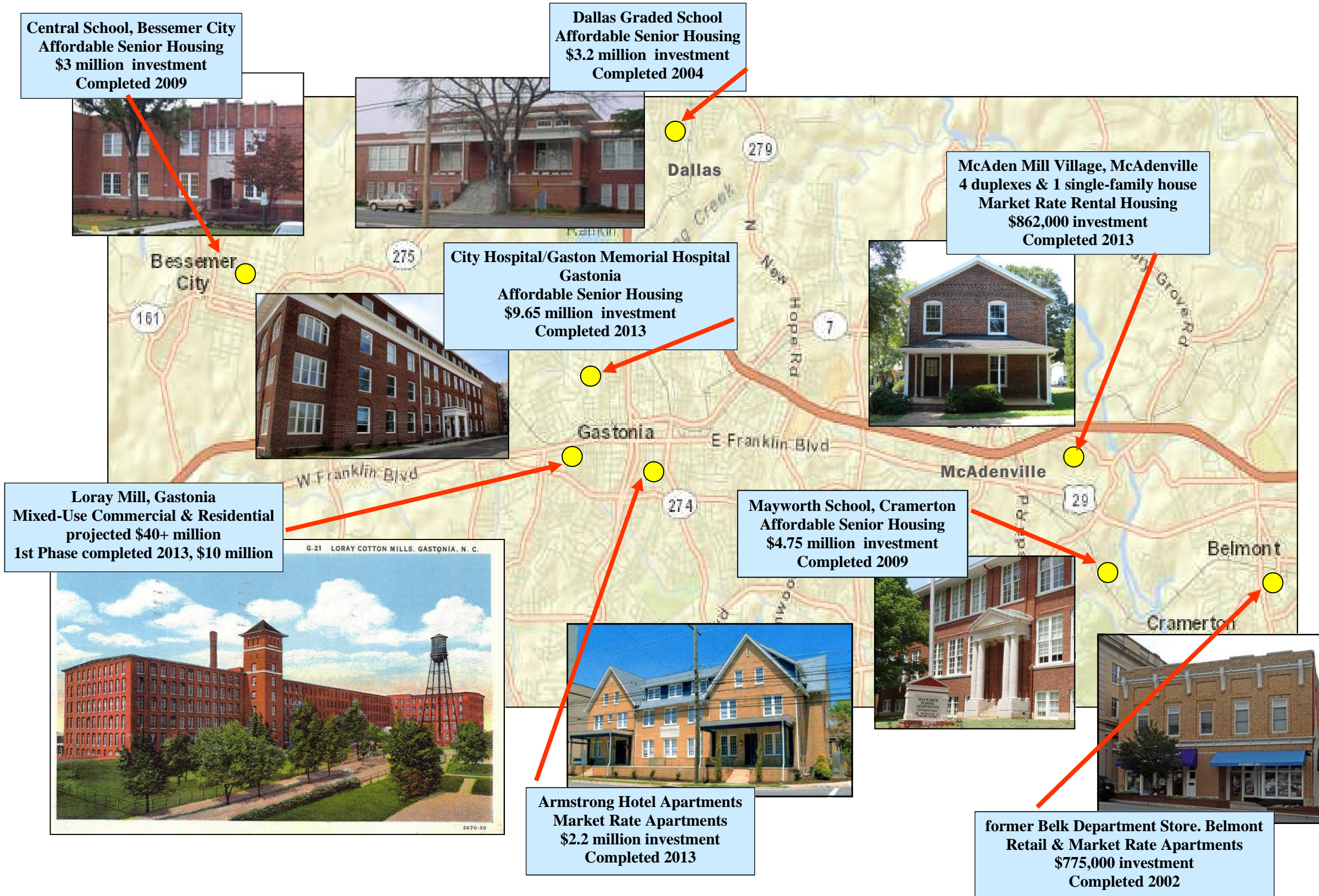
Graham	4,000	6	0	0	0	0
Granville	40,712	46	3	1,213,741	7	828,578
Greene	17,675	11	1	285,610	0	0
Guilford	178,534	105	50	58,833,468	69	13,306,448
Halifax	23,900	40	10	9,135,086	4	195,188
Harnett	67,500	15	0	0	0	0
Haywood	32,400	24	3	773,367	2	358,600
Henderson	45,330	34	10	3,564,808	15	2,152,897
Hertford	85,000	30	3	6,921,972	1	243,935
Hoke	0	5	0	0	0	0
Hyde	121,570	10	2	268,944	2	226,995
Iredell	76,350	48	19	11,028,609	6	996,504
Jackson	18,000	19	1	74,500	0	0
Johnston	5,896	37	12	6,141,911	2	294,000
Jones	14,000	8	0	0	1	57,624
Lee	36,104	17	9	13,221,508	5	450,110
Lenoir	40,613	28	10	14,873,592	1	45,000
Lincoln	34,011	31	1	70,000	0	0
Macon	25,650	24	0	0	0	0
Madison	0	15	5	3,765,908	0	0
Martin	34,800	26	5	559,992	2	566,731
McDowell	18,500	15	1	180,000	0	0
Mecklenburg	177,912	100	59	128,038,939	240	38,760,265
Mitchell	0	9	1	300,000	0	0
Montgomery	0	7	2	882,572	0	0
Moore	49,050	29	12	21,105,076	8	1,883,558
Nash	51,000	29	12	30,101,335	11	889,086
New Hanover	413,573	27	161	38,066,650	51	8,434,087
Northampton	8,500	16	1	1,608,368	3	324,250
Onslow	20,960	15	0	0	2	207,734
Orange	251,940	48	18	6,016,880	43	11,027,616
Pamlico	10,000	1	1	99,000	0	0
Pasquotank	24,781	12	11	6,761,775	4	576,206
Pender	8,000	13	1	97,068	1	88,500
Perquimans	57,522	18	4	954,067	2	314,301
Person	1,320	12	4	279,873	2	651,590
Pitt	93,120	31	14	8,409,445	13	3,914,943
Polk	18,779	21	2	811,594	1	107,467
Randolph	7,000	18	5	14,895,939	0	0
Richmond	71,300	18	2	265,025	0	0
Robeson	63,218	24	1	1,733,000	0	0
Rockingham	67,412	45	7	16,302,453	7	379,463
Rowan	458,474	65	76	29,268,531	48	8,516,068
Rutherford	28,354	28	7	1,601,575	2	240,709
Sampson	24,018	49	5	1,086,153	2	156,782

<i>County</i>	<i>Federal HPF Grants since 1966</i>	<i>National Register Listings</i>	<i>Income-producing Tax Credit Projects since 1976</i>	<i>Amount of Investment</i>	<i>Nonincome-producing Tax Credit Projects since 1998</i>	<i>Amount of Investment</i>
---------------	--------------------------------------	-----------------------------------	--	-----------------------------	---	-----------------------------

Scotland	24,783	15	2	4,184,580	0	0
Stanly	10,000	14	4	6,804,403	3	345,230
Stokes	6,600	15	0	0	2	274,324
Surry	93,709	22	13	15,683,697	33	4,077,107
Swain	22,000	9	1	106,570	0	0
Transylvania	116,590	21	3	2,034,744	3	730,803
Tyrrell	10,075	3	1	65,238	0	0
Union	49,900	12	7	7,464,375	3	393,686
Vance	9,800	21	16	7,138,110	3	280,247
Wake	448,611	211	116	125,884,419	320	40,551,101
Warren	29,750	25	4	2,400,110	2	316,100
Washington	36,500	10	0	0	0	0
Watauga	43,554	22	2	1,388,580	3	203,113
Wayne	26,175	17	14	4,698,188	9	790,323
Wilkes	7,900	23	5	9,715,929	3	5,972,965
Wilson	67,946	28	25	14,283,642	7	879,520
Yadkin	78,625	8	0	0	3	560,360
Yancey	6,200	8	3	699,989	0	0
Multiple	145,683					
TOTALS	\$ 6,646,308	2,873	1,374	\$ 1,450,373,209	1,613	\$ 249,835,182

REHABILITATION OF GASTON COUNTY HISTORIC PROPERTIES MORE THAN \$36 MILLION DOLLARS OF PRIVATE INVESTMENT SINCE 2001

HISTORIC PRESERVATION TAX CREDITS ARE TRANSFORMING GASTON COUNTY



Gaston County's economy was dependent on the textile industry from the mid nineteenth century until the end of the twentieth century. The first textile mill in the county began operating ca. 1848, and by 1920 there were 103 combed-cotton yarn mills in Gaston County—the largest concentration in the United States. With the decline of the state's textile industry, a large inventory of abandoned mills and other industrial complexes, many of them historic, developed across the state. Since 2001, twenty historic buildings in Gaston County have been rehabilitated using the federal and state Historic Rehabilitation Tax Credits, totaling more than \$36 million in private investment. The first phase of the mixed-use rehabilitation of the historic 5-story, 600,000-square-foot Loray Mill in Gastonia has been completed at a cost of \$10 million, with an estimated additional expenditure of more than \$30 million to complete the project. A number of former schools and other institutional buildings in cities and towns across the Gaston County have been rehabilitated as affordable housing for seniors, and several downtown commercial buildings have also been rehabilitated for continued commercial use with residential or offices on the upper levels. All of the school and commercial building projects also used federal and state tax credits.



FEATURED TAX CREDIT PROJECTS



**108 S. Main St.
Warrenton
Completed 2012**

**NOW vibrant mixed use
(coffee shop / phar-
macy / apartments)**

**\$450,000
investment**



**1910 Y. E. Smith School
Durham
completed 2013**

**\$7.26 million
investment**

**NOW
K-8
Maureen
Joy Charter
School**



Rear View with New Infill

National Register of Historic Places FOSTER & WEST GEER STREETS HISTORIC DISTRICT, DURHAM

Just north of Durham's central business district, this new designation recognizes an important early twentieth century mixed-use area with light industrial plants, retail and automobile-oriented businesses, and provides property owners in this historic 7-block area the opportunity to utilize **federal and state historic preservation tax incentives.**



*The original Durham Bulls athletic park,
an anchor property in this new district.*

ABOUT THE NORTH CAROLINA HISTORIC REHABILITATION TAX CREDIT PROGRAM

North Carolina's Federal and State Historic Rehabilitation Tax Credit Program *provides jobs and bolsters the tax base by revitalizing existing buildings and infrastructure* while preserving the state's priceless historic character.

This program, administered by the State Historic Preservation Office of the North Carolina Department of Cultural Resources, in conjunction with the National Park Service, encourages the conservation of North Carolina's historic resources. **The National Register of Historic Places plays a vital role in the tax credit program as eligibility is limited to properties listed in the Register.**

NC DISTRICT 1

January 2014

**Historic Preservation
Tax Incentives
within District 1**

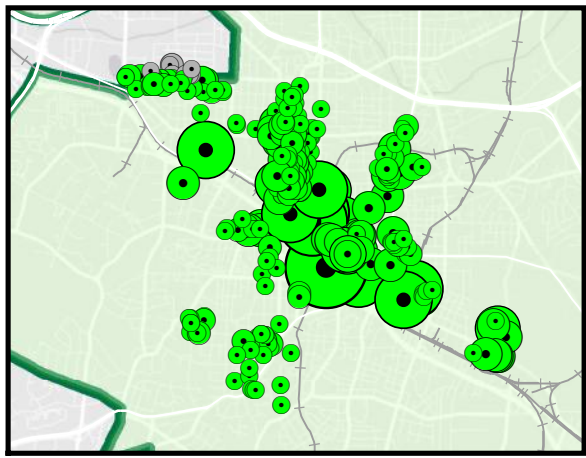
**788 Projects
\$574,505,783
Investment***

* includes eligible costs for both federal and state income-producing and nonincome-producing tax credit projects in the district's counties to date since inception of programs

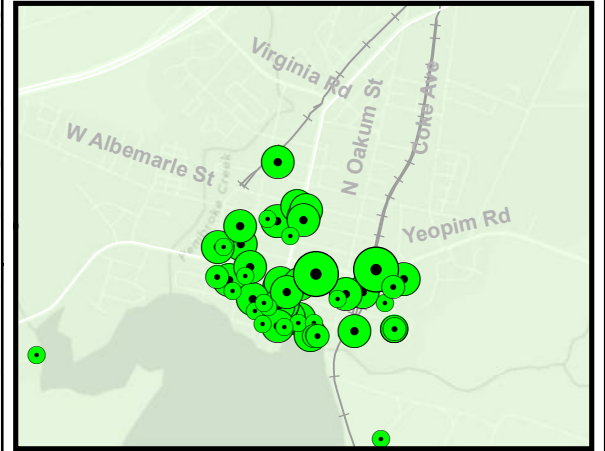


Dr. Kevin Cherry, SHPO
Ramona M. Bartos, Deputy SHPO
**Mitch Wilds, Supervisor, Restoration
and Tax Credit Services Branch**
**Claudia Brown, Supervisor, National
Register and Survey Branch**
<http://www.hpo.ncdcr.gov>

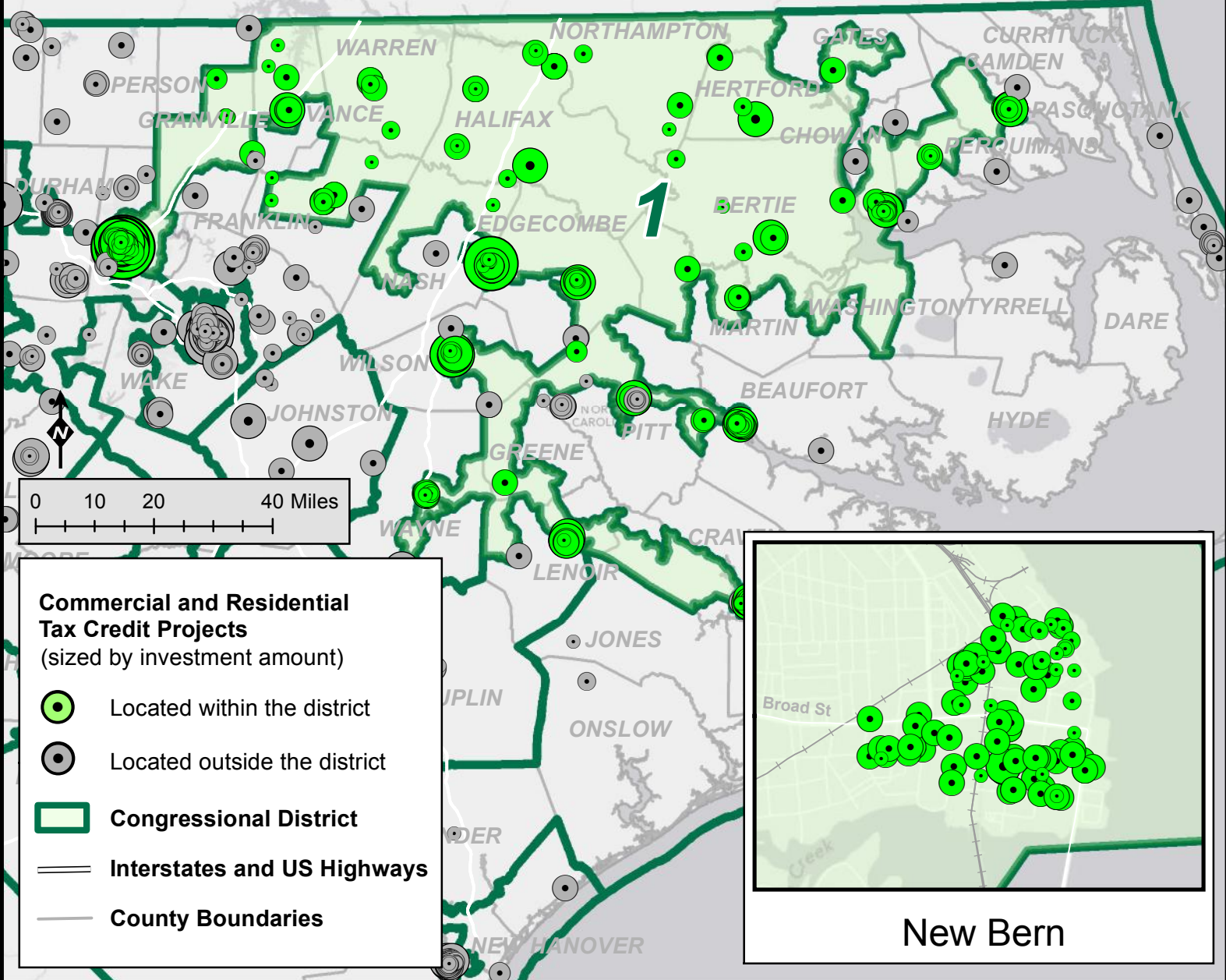
Historic Preservation Tax Credit Projects (as of 31 December 2013)



Durham



Edenton



**NORTH CAROLINA STATE HISTORIC PRESERVATION OFFICE ASSISTANCE TO
Congressional District 1**

As of December 31, 2013

<i>County</i>	<i>Federal HPF Grants since 1966</i>	<i>National Register Listings</i>	<i>Income- producing Tax Credit Projects since 1976</i>	<i>Amount of Eligible Investment</i>	<i>Nonincome- producing Tax Credit Projects since 1998</i>	<i>Amount of Eligible Investment</i>
Beaufort	174,750	17	37	7,729,627	12	1,629,209
Bertie	14,000	23	3	2,993,213	3	635,496
Chowan	92,240	26	33	8,443,116	33	6,186,398
Craven	191,944	55	73	12,517,163	25	3,021,884
Durham	281,620	82	70	359,254,974	248	37,879,081
Edgecombe	66,072	36	27	12,978,813	13	847,025
Franklin	45,967	39	7	771,666	8	1,068,655
Gates	18,673	10	1	166,745	0	0
Granville	40,712	46	3	1,213,741	7	828,578
Greene	17,675	11	1	285,610	0	0
Halifax	23,900	40	10	9,135,086	4	195,188
Hertford	85,000	30	3	6,921,972	1	243,935
Lenoir	40,613	28	10	14,873,592	1	45,000
Nash	51,000	29	12	30,101,335	11	889,086
Northampton	8,500	16	1	1,608,368	3	324,250
Pasquotank	24,781	12	11	6,761,775	4	576,206
Perquimans	57,522	18	4	954,067	2	314,301
Pitt	93,120	31	14	8,409,445	13	3,914,943
Vance	9,800	21	16	7,138,110	3	280,247
Warren	29,750	25	4	2,400,110	2	316,100
Washington	36,500	10	0	0	0	0
Wayne	26,175	17	14	4,698,188	9	790,323
Wilson	67,946	28	25	14,283,642	7	879,520
TOTALS	\$ 1,498,260	650	379	\$ 513,640,358	409	\$ 60,865,425

FEATURED TAX CREDIT PROJECTS

ASHEBORO HOSIERY / CRANFORD FURNITURE MILL CRANFORD INDUSTRIES OFFICE



\$ 9.49 Million Investment
completed 2013

*NOW Asheboro Lofts, 70 affordable housing rental units and
The Table Restaurant (in the former mill office), Asheboro*



National Register of Historic Places

EAST SANFORD HISTORIC DISTRICT

The East Sanford Historic District encompasses over **135 contributing residential and institutional buildings** in Sanford, features architectural styles popular from the 1890s through the mid-twentieth century, and illustrates the growth of the city over time.

This 2010 designation provides property owners the opportunity to utilize **both federal and state historic preservation tax incentives.**



*East Sanford Graded School
now eligible for historic tax credits*

ABOUT THE NORTH CAROLINA HISTORIC REHABILITATION TAX CREDIT PROGRAM

North Carolina's Federal and State Historic Rehabilitation Tax Credit Program *provides jobs and bolsters the tax base by revitalizing existing buildings and infrastructure* while preserving the state's priceless historic character.

This program, administered by the State Historic Preservation Office of the North Carolina Department of Cultural Resources, in conjunction with the National Park Service, encourages the conservation of North Carolina's historic resources. **The National Register of Historic Places plays a vital role in the tax credit program as eligibility is limited to properties listed in the Register.**

NC DISTRICT 2

January 2014

**Historic Preservation
Tax Incentives
within District 2**

**541 Projects
\$280,282,301
Investment***

* includes eligible costs for both federal and state income-producing and nonincome-producing tax credit projects in the district's counties to date since inception of programs

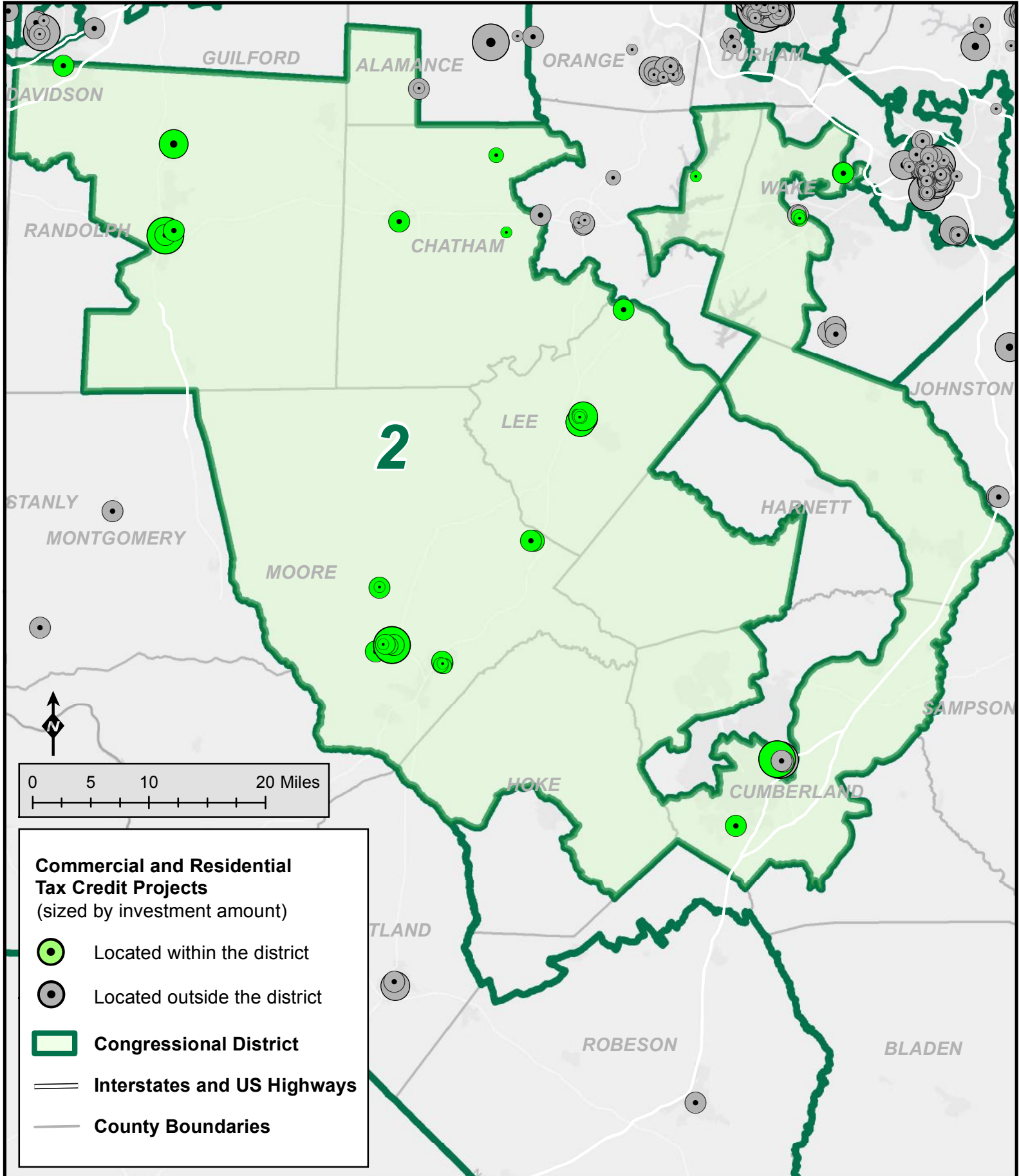


North Carolina
State Historic Preservation Office
Department of Cultural Resources
Office of Archives and History
Division of Historical Resources








Dr. Kevin Cherry, SHPO
Ramona M. Bartos, Deputy SHPO
**Mitch Wilds, Supervisor, Restoration
and Tax Credit Services Branch**
**Claudia Brown, Supervisor, National
Register and Survey Branch**
<http://www.hpo.ncdcr.gov>

Historic Preservation Tax Credit Projects (as of 31 December 2013)



**Commercial and Residential
 Tax Credit Projects**
 (sized by investment amount)

-  Located within the district
-  Located outside the district
-  Congressional District
-  Interstates and US Highways
-  County Boundaries

**NORTH CAROLINA STATE HISTORIC PRESERVATION OFFICE ASSISTANCE TO
Congressional District 2**

As of December 31, 2013

<i>County</i>	<i>Federal HPF Grants since 1966</i>	<i>National Register Listings</i>	<i>Income- producing Tax Credit Projects since 1976</i>	<i>Amount of Eligible Investment</i>	<i>Nonincome- producing Tax Credit Projects since 1998</i>	<i>Amount of Eligible Investment</i>
Alamance	77,910	64	12	32,463,452	23	2,302,542
Chatham	28,083	56	5	2,283,075	8	923,613
Cumberland	81,313	70	18	24,317,908	0	0
Harnett	67,500	15	0	0	0	0
Hoke	0	5	0	0	0	0
Lee	36,104	17	9	13,221,508	5	450,110
Moore	49,050	29	12	21,105,076	8	1,883,558
Randolph	7,000	18	5	14,895,939	0	0
Wake	448,611	211	116	125,884,419	320	40,551,101
TOTALS	\$ 795,571	485	177	\$ 234,171,377	364	\$ 46,110,924

FEATURED TAX CREDIT PROJECTS



After

**Ca. 1911
Robert Taylor House
Wilmington
Completed 2012**

**NOW Residential rental
(2 apartments)**

\$60,000 Investment



After

NEW HANOVER COUNTY IS NOTABLE IN NORTH CAROLINA FOR ITS HIGH NUMBER OF COMPLETED TAX CREDIT PROJECTS (behind only Buncombe County)



After

**Ca. 1930
Uriah Garrish House**

Ocracoke Island

**\$112,000
Investment**

**Completed 2013
NOW Mixed Use
Commercial / Single Family Residential**



Before

National Register of Historic Places

PENDERLEA HOMESTEADS HISTORIC DISTRICT

This district is significant as the first experimental farm-city colony established as part of Roosevelt's New Deal to assist poor and landless farmers during the Great Depression, and continues as a rural community in Pender County. This 2013 designation provides property owners the opportunity to utilize **federal and state historic preservation tax incentives.**



*Penderlea School Auditorium
now eligible for historic tax credits*

ABOUT THE NORTH CAROLINA HISTORIC REHABILITATION TAX CREDIT PROGRAM

North Carolina's Federal and State Historic Rehabilitation Tax Credit Program *provides jobs and bolsters the tax base by revitalizing existing buildings and infrastructure* while preserving the state's priceless historic character.

This program, administered by the State Historic Preservation Office of the North Carolina Department of Cultural Resources, in conjunction with the National Park Service, encourages the conservation of North Carolina's historic resources. **The National Register of Historic Places plays a vital role in the tax credit program as eligibility is limited to properties listed in the Register.**

NC DISTRICT 3

January 2014

**Historic Preservation
Tax Incentives
within District 3**

**532 Projects
\$129,589,222
Investment***

* includes eligible costs for both federal and state income-producing and nonincome-producing tax credit projects in the district's counties to date since inception of programs

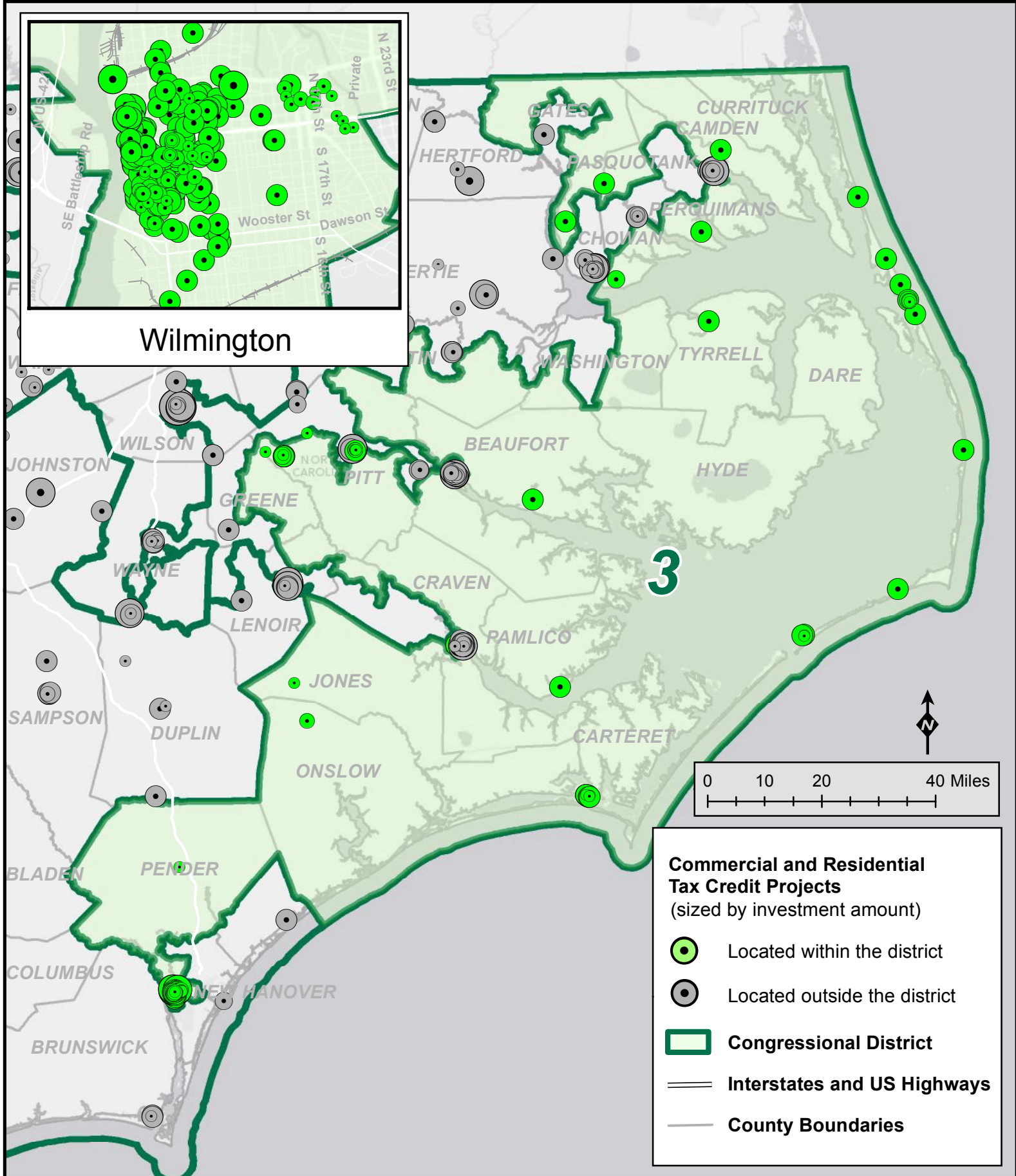


North Carolina
State Historic Preservation Office
Department of Cultural Resources
Office of Archives and History
Division of Historical Resources



**Dr. Kevin Cherry, SHPO
Ramona M. Bartos, Deputy SHPO
Mitch Wilds, Supervisor, Restoration
and Tax Credit Services Branch
Claudia Brown, Supervisor, National
Register and Survey Branch
<http://www.hpo.ncdcr.gov>**

Historic Preservation Tax Credit Projects (as of 31 December 2013)



**NORTH CAROLINA STATE HISTORIC PRESERVATION OFFICE ASSISTANCE TO
Congressional District 3**

As of December 31, 2013

<i>County</i>	<i>Federal HPF Grants since 1966</i>	<i>National Register Listings</i>	<i>Income- producing Tax Credit Projects since 1976</i>	<i>Amount of Eligible Investment</i>	<i>Nonincome- producing Tax Credit Projects since 1998</i>	<i>Amount of Eligible Investment</i>
Beaufort	174,750	17	37	7,729,627	12	1,629,209
Camden	1,525	7	1	61,480	0	0
Carteret	83,314	14	12	1,863,918	3	269,559
Chowan	92,240	26	33	8,443,116	33	6,186,398
Craven	191,944	55	73	12,517,163	25	3,021,884
Currituck	45,662	12	0	0	0	0
Dare	48,065	29	6	2,024,359	5	802,262
Gates	18,673	10	1	166,745	0	0
Greene	17,675	11	1	285,610	0	0
Hyde	121,570	10	2	268,944	2	226,995
Jones	14,000	8	0	0	1	57,624
Lenoir	40,613	28	10	14,873,592	1	45,000
Martin	34,800	26	5	559,992	2	566,731
New Hanover	413,573	27	161	38,066,650	51	8,434,087
Onslow	20,960	15	0	0	2	207,734
Pamlico	10,000	1	1	99,000	0	0
Pasquotank	24,781	12	11	6,761,775	4	576,206
Pender	8,000	13	1	97,068	1	88,500
Perquimans	57,522	18	4	954,067	2	314,301
Pitt	93,120	31	14	8,409,445	13	3,914,943
Tyrrell	10,075	3	1	65,238	0	0
Washington	36,500	10	0	0	0	0
TOTALS	\$ 1,559,362	383	374	\$ 103,247,789	157	\$ 26,341,433

FEATURED TAX CREDIT PROJECTS



Before

**Ca. 1854 Old Methodist Church
Chapel Hill
\$535,000 Investment**

Project Completed 2013

NOW Mixed Use (3 office and retail spaces / 2 apartments)



After

1909 H.J. Brown Funeral Director & Embalmers Building Downtown Raleigh



**Being rehabilitated now
as restaurant and special
events venue**

**\$673,000 Projected
Investment**

Fortunately, this building in the Fayetteville Street Historic District remained mostly intact after the removal of the later façade added in 1972 as part of a drastic renovation for use as a bank.




National Register of Historic Places

ENO COTTON MILL HILLSBOROUGH

Constructed in 1896, the Eno Cotton Mill was the first textile mill in both Hillsborough and Orange County. It is historically significant for its Italian-ate industrial architecture and for telling the story of Hillsborough's textile history.

This 2011 designation provides the opportunity for property owners to utilize federal and state historic preservation tax incentives for rehabilitation.



1898



2012

now eligible for historic tax credits

ABOUT THE NORTH CAROLINA HISTORIC REHABILITATION TAX CREDIT PROGRAM

North Carolina's Federal and State Historic Rehabilitation Tax Credit Program *provides jobs and bolsters the tax base by revitalizing existing buildings and infrastructure while preserving the state's priceless historic character.*

This program, administered by the State Historic Preservation Office of the North Carolina Department of Cultural Resources, in conjunction with the National Park Service, encourages the conservation of North Carolina's historic resources. The National Register of Historic Places plays a vital role in the tax credit program as eligibility is limited to properties listed in the Register.

NC DISTRICT 4

January 2014

**Historic Preservation
Tax Incentives
within District 4**

**881 Projects
\$642,904,661
Investment***

* includes eligible costs for both federal and state income-producing and nonincome-producing tax credit projects in the district's counties to date since inception of programs

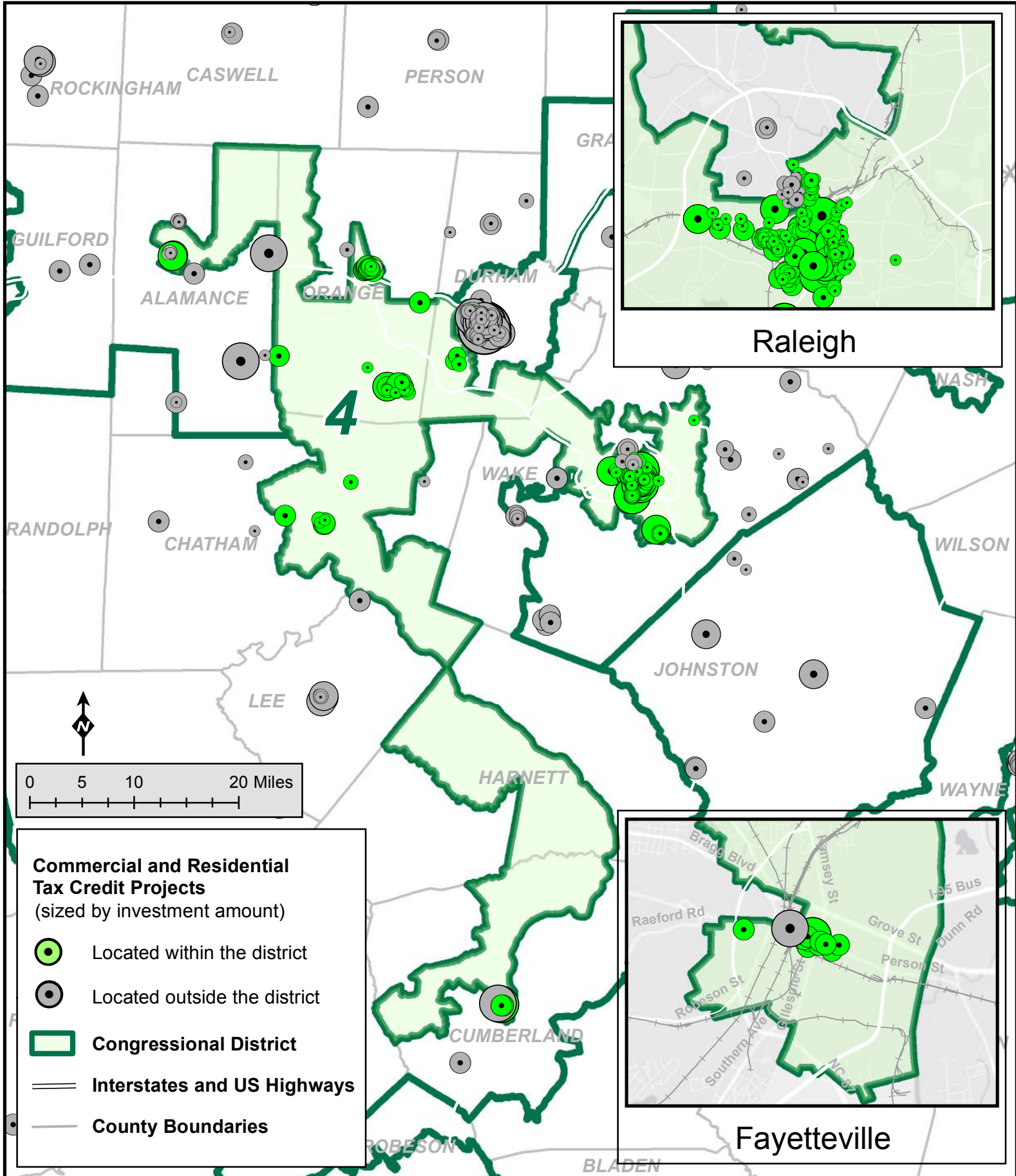


North Carolina
State Historic Preservation Office
Department of Cultural Resources
Office of Archives and History
Division of Historical Resources



Dr. Kevin Cherry, SHPO
Ramona M. Bartos, Deputy SHPO
**Mitch Wilds, Supervisor, Restoration
and Tax Credit Services Branch**
**Claudia Brown, Supervisor, National
Register and Survey Branch**
<http://www.hpo.ncdcr.gov>

Historic Preservation Tax Credit Projects (as of 31 December 2013)



**NORTH CAROLINA STATE HISTORIC PRESERVATION OFFICE ASSISTANCE TO
Congressional District 4**

As of December 31, 2013

<i>County</i>	<i>Federal HPF Grants since 1966</i>	<i>National Register Listings</i>	<i>Income- producing Tax Credit Projects since 1976</i>	<i>Amount of Eligible Investment</i>	<i>Nonincome- producing Tax Credit Projects since 1998</i>	<i>Amount of Eligible Investment</i>
Alamance	77,910	64	12	32,463,452	23	2,302,542
Chatham	28,083	56	5	2,283,075	8	923,613
Cumberland	81,313	70	18	24,317,908	0	0
Durham	281,620	82	70	359,254,974	248	37,879,081
Harnett	67,500	15	0	0	0	0
Orange	243,940	48	18	6,016,880	43	11,027,616
Wake	448,611	211	116	125,884,419	320	40,551,101
TOTALS	\$ 1,228,977	546	239	\$ 550,220,708	642	\$ 92,683,953

FEATURED TAX CREDIT PROJECTS



STUART MOTOR COMPANY, KERNERSVILLE

NOW CLASS A OFFICES AND FOUR SECOND FLOOR APARTMENTS

\$1.14 Million Investment

Built 1926 / Completed 2013



HOLLAR HOSIERY MILLS

NOW A VIBRANT MIXED-USE DESTINATION WITH A RESTAURANT, BREWERY, MUSIC, AND RECEPTION VENUE AND RETAIL AND OFFICE SPACE

\$6.25 Million Investment

Completed 2013

National Register of Historic Places

WHISNANT HOSIERY MILLS HICKORY, NC

Hickory's economy expanded tremendously during the 20th century with the development of dozens of hosiery companies. Whisnant Hosiery Mills is historically important as a hosiery manufacturer that far out-paced the production of nearly all other hosiery mills in the city. Constructed in 1929 with additions through the 1960s, the brick textile mill provided employment for hundreds of workers, and at one time it had the capacity to produce 3,500 dozen pairs of men's socks daily.

This 2013 designation provides the opportunity for property owners to utilize federal and state historic preservation tax incentives for rehabilitation.



now eligible for historic tax credits

ABOUT THE NORTH CAROLINA HISTORIC REHABILITATION TAX CREDIT PROGRAM

North Carolina's Federal and State Historic Rehabilitation Tax Credit Program *provides jobs and bolsters the tax base by revitalizing existing buildings and infrastructure while preserving the state's priceless historic character.*

This program, administered by the State Historic Preservation Office of the North Carolina Department of Cultural Resources, in conjunction with the National Park Service, encourages the conservation of North Carolina's historic resources. The National Register of Historic Places plays a vital role in the tax credit program as eligibility is limited to properties listed in the Register.

NC DISTRICT 5

January 2014

**Historic Preservation
Tax Incentives
within District 5**

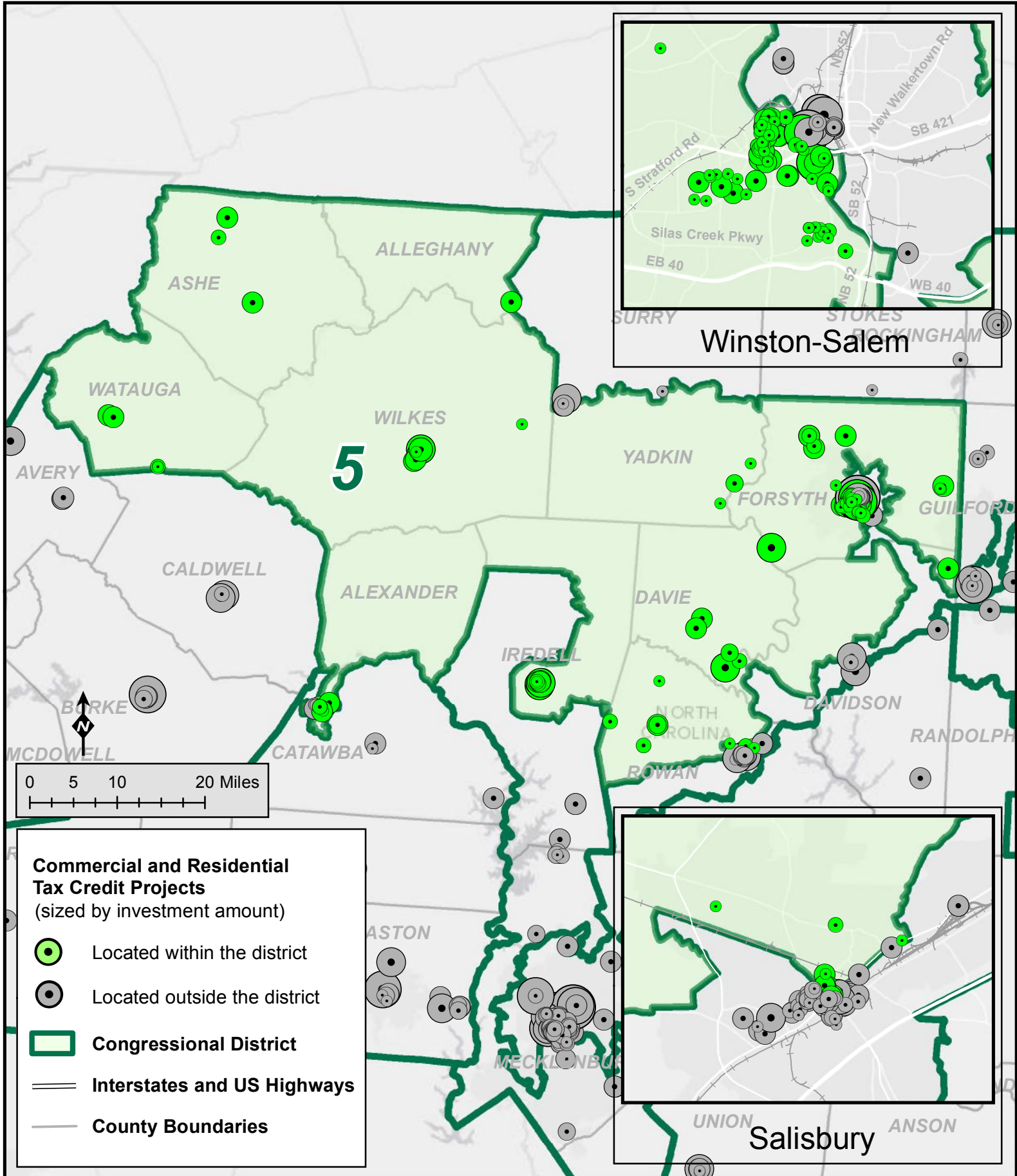
**363 Projects
\$205,290,313
Investment***

* includes eligible costs for both federal and state income-producing and nonincome-producing tax credit projects in the district's counties to date since inception of programs



Dr. Kevin Cherry, SHPO
Ramona M. Bartos, Deputy SHPO
**Mitch Wilds, Supervisor, Restoration
and Tax Credit Services Branch**
**Claudia Brown, Supervisor, National
Register and Survey Branch**
<http://www.hpo.ncdcr.gov>

Historic Preservation Tax Credit Projects (as of 31 December 2013)



**NORTH CAROLINA STATE HISTORIC PRESERVATION OFFICE ASSISTANCE TO
Congressional District 5**

As of December 31, 2013

<i>County</i>	<i>Federal HPF Grants since 1966</i>	<i>National Register Listings</i>	<i>Income- producing Tax Credit Projects since 1976</i>	<i>Amount of Eligible Investment</i>	<i>Nonincome- producing Tax Credit Projects since 1998</i>	<i>Amount of Eligible Investment</i>
Alexander	3,500	1	0	0	0	0
Alleghany	5,200	10	1	1,096,206	0	0
Ashe	43,000	23	2	25,000	1	161,837
Catawba	58,115	65	7	3,761,117	12	1,038,598
Davidson	52,002	55	5	4,949,148	1	179,505
Davie	4,800	19	4	8,270,411	2	470,769
Forsyth	294,835	94	50	103,101,828	113	14,585,235
Iredell	76,350	48	19	11,028,609	6	996,504
Rowan	458,474	65	76	29,268,531	48	8,516,068
Watauga	43,554	22	2	1,388,580	3	203,113
Wilkes	7,900	23	5	9,715,929	3	5,972,965
Yadkin	78,625	8	0	0	3	560,360
TOTALS	\$ 1,126,355	433	171	\$ 172,605,359	192	\$ 32,684,954

FEATURED TAX CREDIT PROJECTS



**Commercial and
Farmers' Bank
Mebane**
Completed 2013

**\$153,000
Investment**

NOW Retail and Office Use



Ca. 1919 Liberty Tobacco Warehouse Elkin, Surry County



*NOW Mixed Use in
Downtown*

Completed 2013

\$ 3.1 Million Investment



The Liberty Tobacco Warehouse was built in 1919 for use as a tobacco market. After the tobacco market closed, it was briefly a wholesale grocery store. Following its rehabilitation, the warehouse now hosts a vibrant mixed-use occupancy that includes a restaurant, micro-brewery, bakery, wine shop, and a banquet hall that has seating for 500 or standing space for 800.

National Register of Historic Places SUNSET HILLS HISTORIC DISTRICT GREENSBORO

This new historic district encompasses over 900 properties that exhibit architectural styles popular from the late nineteenth through the mid-twentieth century and illustrate the city's growth over time.

This January 2013 listing provides district property owners the opportunity to utilize **both federal and state historic preservation tax incentives.**



Properties now eligible for historic tax credits

ABOUT THE NORTH CAROLINA HISTORIC REHABILITATION TAX CREDIT PROGRAM

North Carolina's Federal and State Historic Rehabilitation Tax Credit Program *provides jobs and bolsters the tax base by revitalizing existing buildings and infrastructure while preserving the state's priceless historic character.*

This program, administered by the State Historic Preservation Office of the North Carolina Department of Cultural Resources in conjunction with the National Park Service, encourages the conservation of North Carolina's historic resources. **The National Register of Historic Places plays a vital role in the tax credit program as eligibility is limited to properties listed in the Register.**

NC DISTRICT 6

January 2014

**Historic Preservation
Tax Incentives
within District 6**

**619 Projects
\$561,787,128
Investment***

* includes eligible costs for both federal and state income-producing and nonincome-producing tax credit projects in the district's counties to date since inception of programs

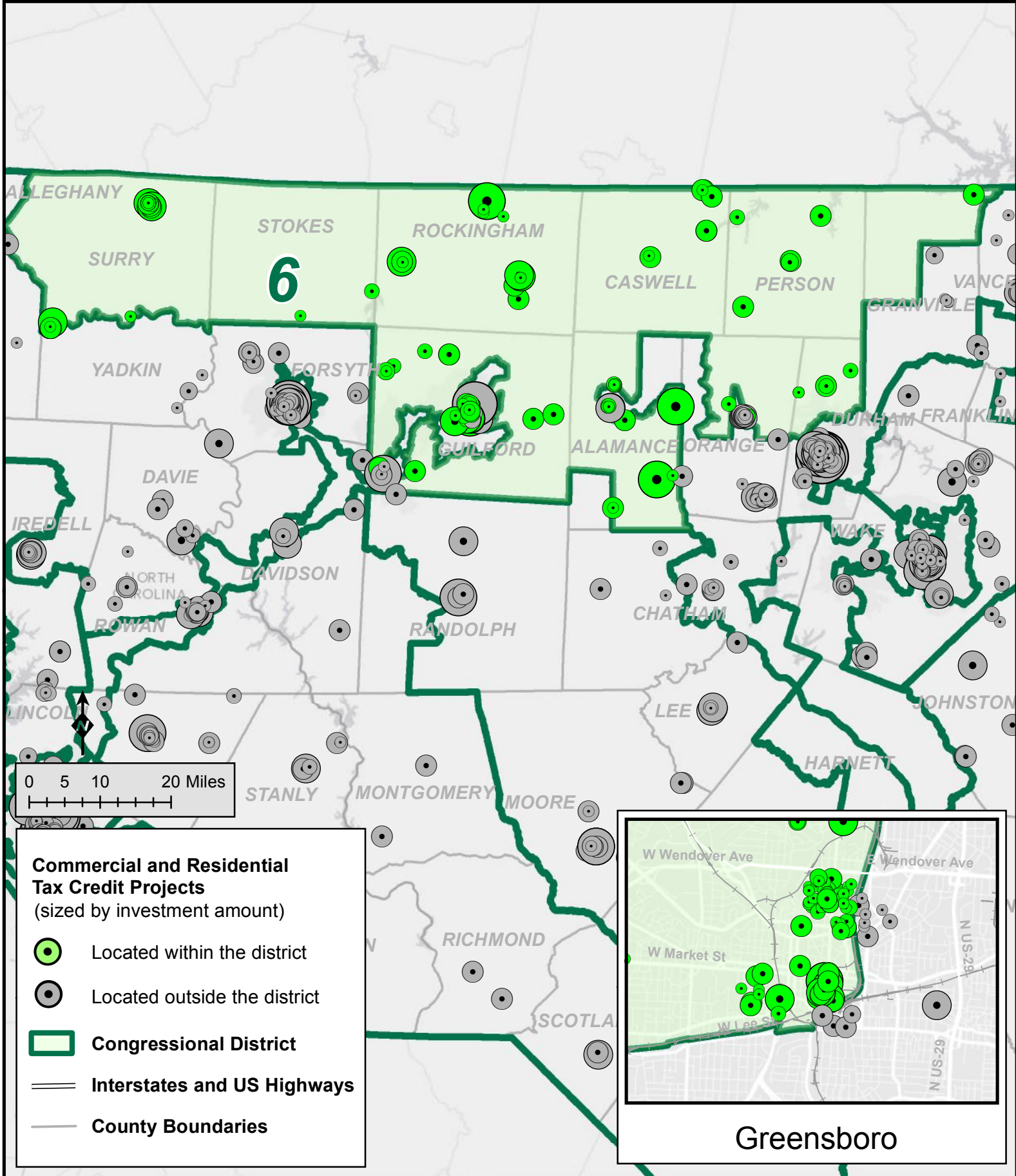


North Carolina
State Historic Preservation Office
Department of Cultural Resources
Office of Archives and History
Division of Historical Resources



Dr. Kevin Cherry, SHPO
Ramona M. Bartos, Deputy SHPO
Mitch Wilds, Supervisor, Restoration and Tax Credit Services Branch
Claudia Brown, Supervisor, National Register and Survey Branch
<http://www.hpo.ncdcr.gov>

Historic Preservation Tax Credit Projects (as of 31 December 2013)




**NORTH CAROLINA STATE HISTORIC PRESERVATION OFFICE ASSISTANCE TO
Congressional District 6**

As of December 31, 2013

<i>County</i>	<i>Federal HPF Grants since 1966</i>	<i>National Register Listings</i>	<i>Income- producing Tax Credit Projects since 1976</i>	<i>Amount of Eligible Investment</i>	<i>Nonincome- producing Tax Credit Projects since 1998</i>	<i>Amount of Eligible Investment</i>
Alamance	77,910	64	12	32,463,452	23	2,302,542
Caswell	31,250	21	6	855,841	2	156,000
Durham	281,620	82	70	359,254,974	248	37,879,081
Granville	40,712	46	3	1,213,741	7	828,578
Guilford	178,534	105	50	58,833,468	69	13,306,448
Orange	243,940	48	18	6,016,880	43	11,027,616
Person	1,320	12	4	279,873	2	651,590
Rockingham	67,412	45	7	16,302,453	7	379,463
Stokes	6,600	15	0	0	2	274,324
Surry	93,709	22	13	15,683,697	33	4,077,107
TOTALS	\$ 1,019,507	460	183	\$ 490,904,379	436	\$ 70,882,749

FEATURED TAX CREDIT PROJECTS



**1917 Bank of
Four Oaks
Four Oaks
Project Completed 2012**

\$103,800 Investment

*NOW Commercial
Office Space*



1903 Citizens / First National Bank Building Kinston Proposed \$300,000 Investment



This downtown landmark in the Queen-Gordon Streets Historic District will be rehabilitated for retail use on the first floor, office use on the second floor, and two apartments on the third floor.

National Register of Historic Places

RICHARD B. HARRISON SCHOOL JOHNSTON COUNTY

The Richard B. Harrison School chronicles the advancement of African American education in Selma in the mid 20th century in the context of a segregated school system. The 1950s and 1960s classroom and agricultural buildings and gymnasium represent the pre-integration period. This 2012 listing provides an owner the opportunity to utilize **both federal and state historic preservation tax incentives for adaptive re-use.**



*Richard B. Harrison School
now eligible for historic tax credits*

ABOUT THE NORTH CAROLINA HISTORIC REHABILITATION TAX CREDIT PROGRAM

North Carolina's Federal and State Historic Rehabilitation Tax Credit Program *provides jobs and bolsters the tax base by revitalizing existing buildings and infrastructure* while preserving the state's priceless historic character.

This program, administered by the State Historic Preservation Office of the North Carolina Department of Cultural Resources in conjunction with the National Park Service, encourages the conservation of North Carolina's historic resources. **The National Register of Historic Places plays a vital role in the tax credit program as eligibility is limited to properties listed in the Register.**

NC DISTRICT 7

January 2014

**Historic Preservation
Tax Incentives
within District 7**

**272 Projects
\$96,157,149
Investment***

* includes eligible costs for both federal and state income-producing and nonincome-producing tax credit projects in the district's counties to date since inception of programs

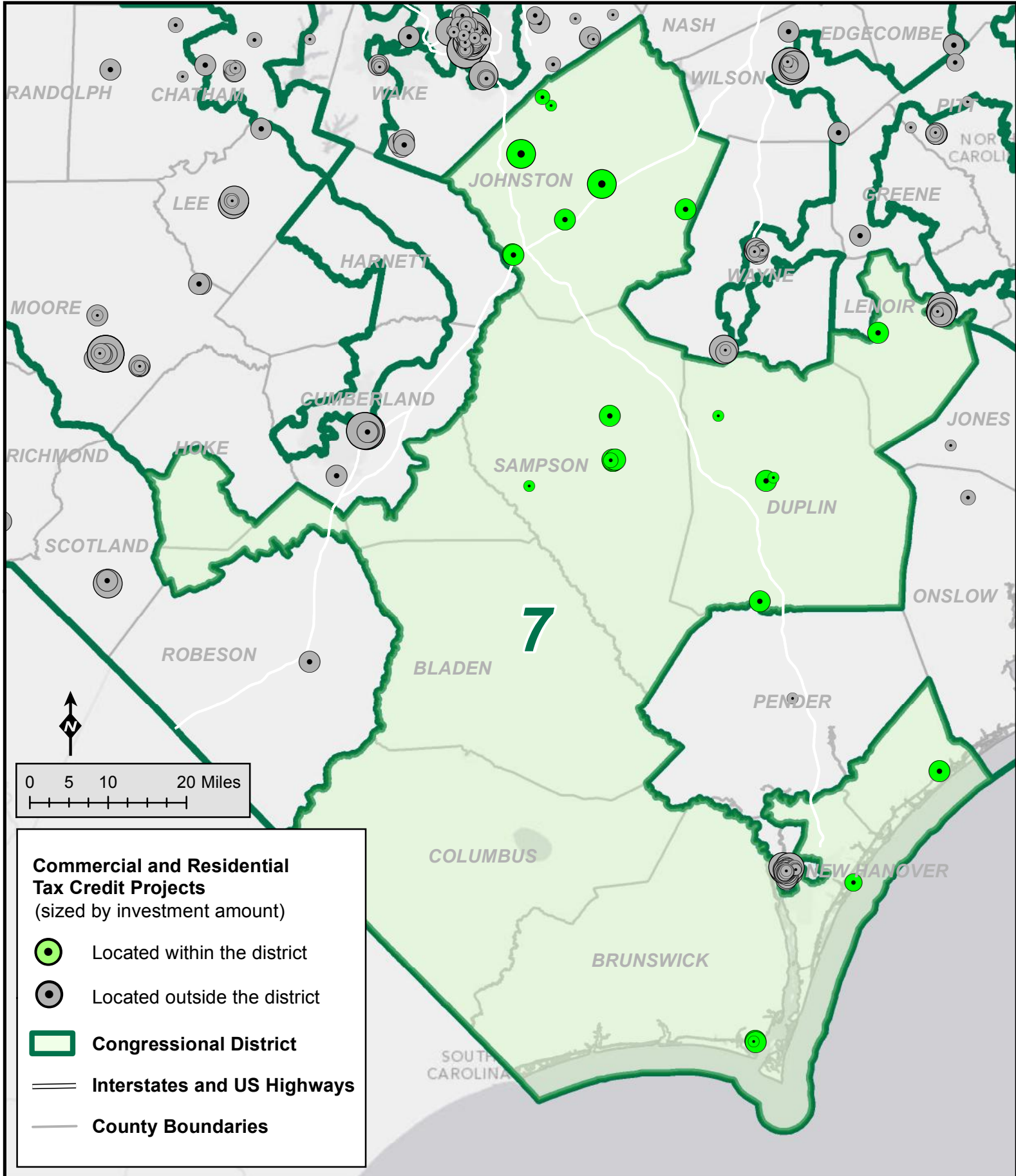


North Carolina
State Historic Preservation Office
Department of Cultural Resources
Office of Archives and History
Division of Historical Resources



Dr. Kevin Cherry, SHPO
Ramona M. Bartos, Deputy SHPO
**Mitch Wilds, Supervisor, Restoration
and Tax Credit Services Branch**
**Claudia Brown, Supervisor, National
Register and Survey Branch**
<http://www.hpo.ncdcr.gov>

Historic Preservation Tax Credit Projects (as of 31 December 2013)



**NORTH CAROLINA STATE HISTORIC PRESERVATION OFFICE ASSISTANCE TO
Congressional District 7**

As of December 31, 2013

<i>County</i>	<i>Federal HPF Grants since 1966</i>	<i>National Register Listings</i>	<i>Income- producing Tax Credit Projects since 1976</i>	<i>Amount of Eligible Investment</i>	<i>Nonincome- producing Tax Credit Projects since 1998</i>	<i>Amount of Eligible Investment</i>
Bladen	0	13	0	0	0	0
Brunswick	61,450	15	2	159,558	1	44,450
Columbus	7,000	3	0	0	0	0
Cumberland	81,313	70	18	24,317,908	0	0
Duplin	33,000	19	2	427,000	2	191,490
Hoke	0	5	0	0	0	0
Johnston	5,896	37	12	6,141,911	2	294,000
Lenoir	40,613	28	10	14,873,592	1	45,000
New Hanover	413,573	27	161	38,066,650	51	8,434,087
Pender	8,000	13	1	97,068	1	88,500
Robeson	63,218	24	1	1,733,000	0	0
Sampson	24,018	49	5	1,086,153	2	156,782
TOTALS	\$ 738,081	303	212	\$ 86,902,840	60	\$ 9,254,309

FEATURED TAX CREDIT PROJECTS



1923 Peeler House
Kannapolis
\$366,000
Investment
 Completed 2013

NOW meeting and special event space with second-floor offices



Ca. 1946 LEXINGTON
MEMORIAL HOSPITAL
\$3.32 Million Investment
 Completed 2012



National Register of Historic Places

STAR HISTORIC DISTRICT STAR

Strategically located at the intersection of two rail-road lines, Star was a regionally important commercial center for eastern Montgomery and western Moore counties in the early twentieth century. Logging, agriculture, and textile manufacturing fueled Star's growth. This 2013 listing provides property owners the opportunity to utilize **both federal and state historic preservation tax incentives.**



now eligible for historic tax credits

ABOUT THE NORTH CAROLINA HISTORIC REHABILITATION TAX CREDIT PROGRAM

North Carolina's Federal and State Historic Rehabilitation Tax Credit Program *provides jobs and bolsters the tax base by revitalizing existing buildings and infrastructure while preserving the state's priceless historic character.*

This program, administered by the State Historic Preservation Office of the North Carolina Department of Cultural Resources in conjunction with the National Park Service, encourages the conservation of North Carolina's historic resources. **The National Register of Historic Places plays a vital role in the tax credit program as eligibility is limited to properties listed in the Register.**

NC DISTRICT 8

January 2014

**Historic Preservation
 Tax Incentives
 within District 8**

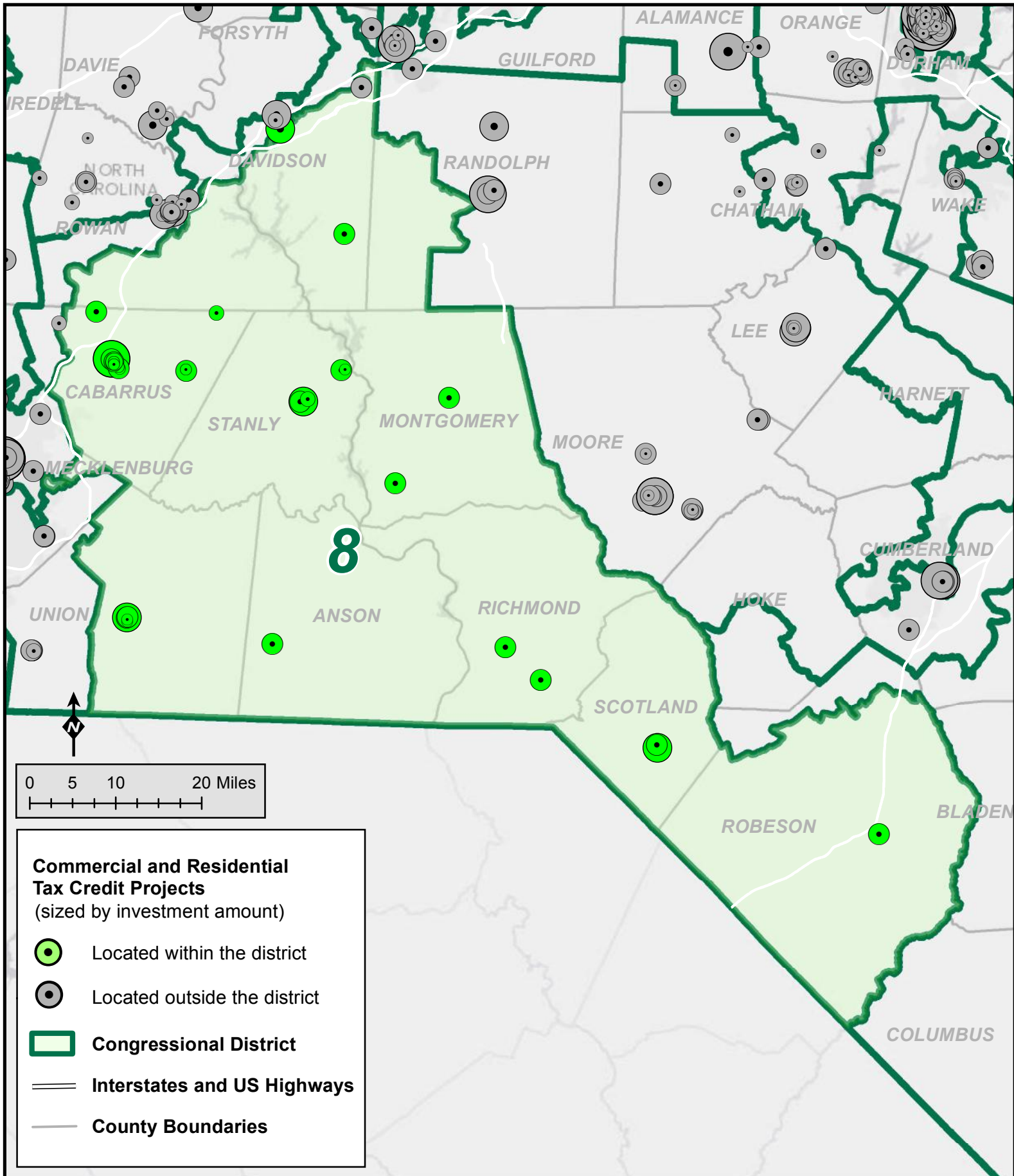
494 Projects
\$262,886,684
Investment*

* includes eligible costs for both federal and state income-producing and nonincome-producing tax credit projects in the district's counties to date since inception of programs



Dr. Kevin Cherry, SHPO
Ramona M. Bartos, Deputy SHPO
Mitch Wilds, Supervisor, Restoration and Tax Credit Services Branch
Claudia Brown, Supervisor, National Register and Survey Branch
<http://www.hpo.ncdcr.gov>

Historic Preservation Tax Credit Projects (as of 31 December 2013)



**NORTH CAROLINA STATE HISTORIC PRESERVATION OFFICE ASSISTANCE TO
Congressional District 8**

As of December 31, 2013

<i>County</i>	<i>Federal HPF Grants since 1966</i>	<i>National Register Listings</i>	<i>Income- producing Tax Credit Projects since 1976</i>	<i>Amount of Eligible Investment</i>	<i>Nonincome- producing Tax Credit Projects since 1998</i>	<i>Amount of Eligible Investment</i>
Anson	17,000	6	1	19,000	0	0
Cabarrus	76,265	27	6	11,702,657	29	4,483,761
Davidson	52,002	55	5	4,949,148	1	179,505
Mecklenburg	177,912	100	59	128,038,939	240	38,760,265
Montgomery	0	7	2	882,572	0	0
Randolph	7,000	18	5	14,895,939	0	0
Richmond	71,300	18	2	265,025	0	0
Robeson	63,218	24	1	1,733,000	0	0
Rowan	458,474	65	76	29,268,531	48	8,516,068
Scotland	24,783	15	2	4,184,580	0	0
Stanly	10,000	14	4	6,804,403	3	345,230
Union	49,900	12	7	7,464,375	3	393,686
TOTALS	\$ 1,007,854	361	170	\$ 210,208,169	324	\$ 52,678,515

FEATURED TAX CREDIT PROJECTS

307 EAST BOULEVARD CHARLOTTE

\$300,000
Investment
Completed 2012

The 1903 Crutchfield-Bomar-Brem House was rehabilitated for continued Class A office space.



After



After

FIBER MILLS

Completed 2013

\$17 Million Investment in Charlotte

The rehabilitation of this industrial site northeast of Uptown Charlotte resulted in the **North Carolina Music Factory**, a vibrant mixed-use complex of restaurants, offices, and live music entertainment venues including a large outdoor amphitheater.



National Register of Historic Places

MOORESVILLE MILL VILLAGE HISTORIC DISTRICT

This district of over 500 houses was the village for workers at the Mooresville Cotton Mill, once one of the largest industrial complexes in the state. This 2012 listing gives property owners the opportunity to utilize **both federal and state historic preservation tax incentives.**



now eligible for historic tax credits

ABOUT THE NORTH CAROLINA HISTORIC REHABILITATION TAX CREDIT PROGRAM

North Carolina's Federal and State Historic Rehabilitation Tax Credit Program *provides jobs and bolsters the tax base by revitalizing existing buildings and infrastructure* while preserving the state's priceless historic character.

This program, administered by the State Historic Preservation Office of the North Carolina Department of Cultural Resources in conjunction with the National Park Service, encourages the conservation of North Carolina's historic resources. **The National Register of Historic Places plays a vital role in the tax credit program as eligibility is limited to properties listed in the Register.**

NC DISTRICT 9

January 2014

Historic Preservation Tax Incentives within District 9

334 Projects
\$186,682,378
Investment*

* includes eligible costs for both federal and state income-producing and nonincome-producing tax credit projects in the district's counties since inception of programs

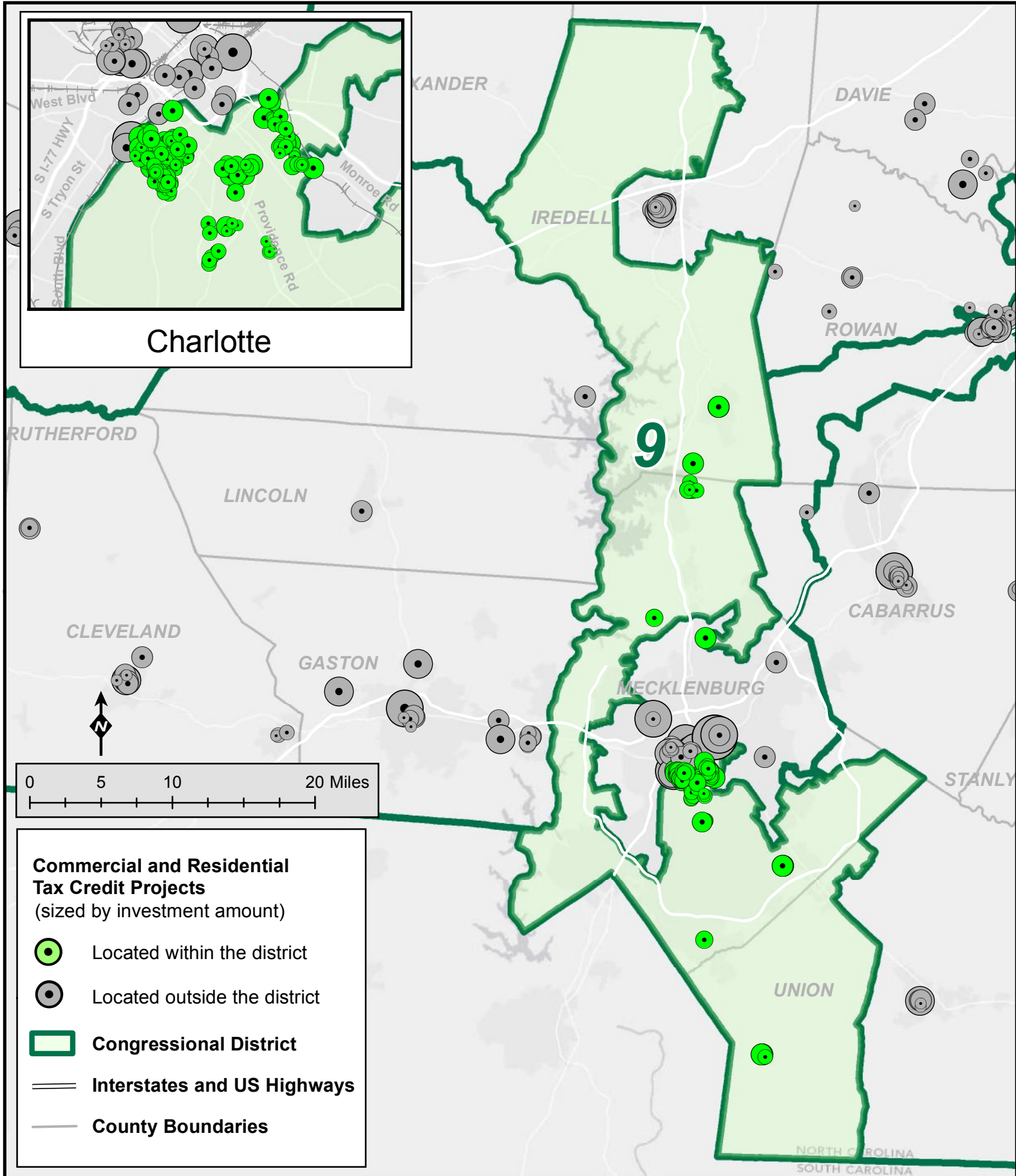


North Carolina
State Historic Preservation Office
Department of Cultural Resources
Office of Archives and History
Division of Historical Resources



Dr. Kevin Cherry, SHPO
Ramona M. Bartos, Deputy SHPO
Mitch Wilds, Supervisor, Restoration and Tax Credit Services Branch
Claudia Brown, Supervisor, National Register and Survey Branch
<http://www.hpo.ncdcr.gov>

Historic Preservation Tax Credit Projects (as of 31 December 2013)



**NORTH CAROLINA STATE HISTORIC PRESERVATION OFFICE ASSISTANCE TO
Congressional District 9**

As of December 31, 2013

<i>County</i>	<i>Federal HPF Grants since 1966</i>	<i>National Register Listings</i>	<i>Income- producing Tax Credit Projects since 1976</i>	<i>Amount of Eligible Investment</i>	<i>Nonincome- producing Tax Credit Projects since 1998</i>	<i>Amount of Eligible Investment</i>
Iredell	76,350	48	19	11,028,609	6	996,504
Mecklenburg	177,912	100	59	128,038,939	240	38,760,265
Union	49,900	12	7	7,464,375	3	393,686
TOTALS	\$ 304,162	160	85	\$ 146,531,923	249	\$ 40,150,455

FEATURED TAX CREDIT PROJECTS



**SMITH'S
DEPARTMENT STORE**
Forest City
\$135,000 Investment
Completed 2012



GASTON MEMORIAL HOSPITAL
Gastonia
Completed 2013
\$9.7 Million Investment
Affordable Housing Community with
75 Apartments for Senior Citizens



National Register of Historic Places

EUREKA MANUFACTURING COMPANY COTTON MILL

Eureka Manufacturing Company Cotton Mill is important for its contributions to the industrial history of the Lincoln County seat. The mill property stands close to downtown and includes two buildings. The mill was in yarn production between ca. 1910 and 1937 and again from 1949 to 1966. This 2013 listing gives property owners the opportunity to utilize **both federal and state historic preservation tax incentives.**



now eligible for historic tax credits

ABOUT THE NORTH CAROLINA HISTORIC REHABILITATION TAX CREDIT PROGRAM

North Carolina's Federal and State Historic Rehabilitation Tax Credit Program *provides jobs and bolsters the tax base by revitalizing existing buildings and infrastructure while preserving the state's priceless historic character.*

This program, administered by the State Historic Preservation Office of the North Carolina Department of Cultural Resources in conjunction with the National Park Service, encourages the conservation of North Carolina's historic resources. **The National Register of Historic Places plays a vital role in the tax credit program as eligibility is limited to properties listed in the Register.**

NC DISTRICT 10

January 2014

**Historic Preservation
Tax Incentives**
within District 10

349 Projects
\$210,949,909
Investment*

* includes eligible costs for both federal and state income-producing and nonincome-producing tax credit projects in the district's counties since inception of programs

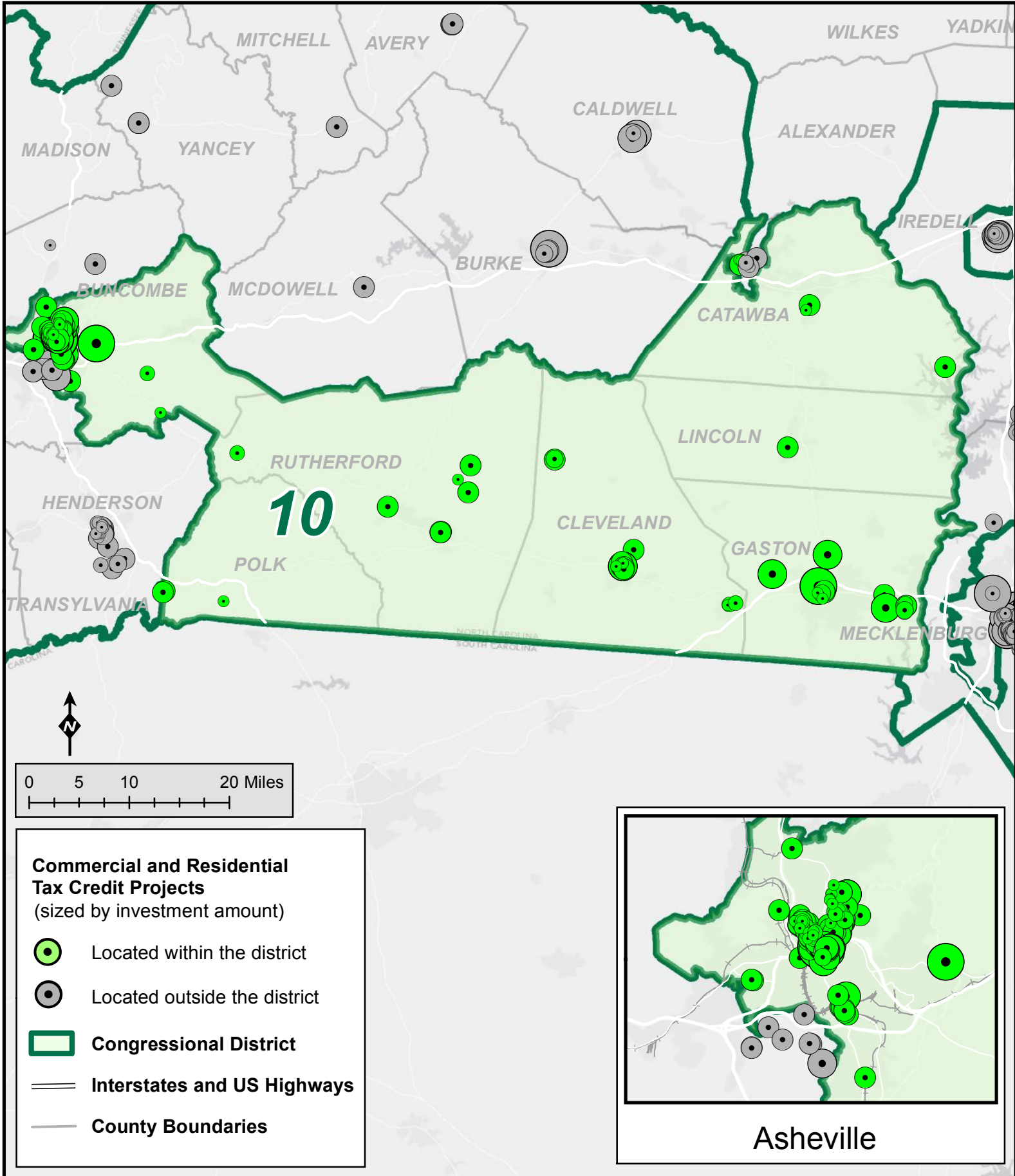


North Carolina
State Historic Preservation Office
Department of Cultural Resources
Office of Archives and History
Division of Historical Resources



Dr. Kevin Cherry, SHPO
Ramona M. Bartos, Deputy SHPO
Mitch Wilds, Supervisor, Restoration and Tax Credit Services Branch
Claudia Brown, Supervisor, National Register and Survey Branch
<http://www.hpo.ncdcr.gov>

Historic Preservation Tax Credit Projects (as of 31 December 2013)




**NORTH CAROLINA STATE HISTORIC PRESERVATION OFFICE ASSISTANCE TO
Congressional District 10**

As of December 31, 2013

<i>County</i>	<i>Federal HPF Grants since 1966</i>	<i>National Register Listings</i>	<i>Income- producing Tax Credit Projects since 1976</i>	<i>Amount of Eligible Investment</i>	<i>Nonincome- producing Tax Credit Projects since 1998</i>	<i>Amount of Eligible Investment</i>
Buncombe	255,204	117	176	149,333,017	96	18,009,187
Catawba	58,115	65	7	3,761,117	12	1,038,598
Cleveland	42,833	23	16	8,381,635	10	1,269,362
Gaston	141,437	30	9	24,717,998	10	1,607,650
Lincoln	34,011	31	1	70,000	0	0
Polk	18,779	21	2	811,594	1	107,467
Rutherford	28,354	28	7	1,601,575	2	240,709
TOTALS	\$ 578,733	315	218	\$ 188,676,936	131	\$ 22,272,973

FEATURED TAX CREDIT PROJECTS



Rendering of Proposed Project

DUNAVANT COTTON MANUFACTURING CO., MORGANTON
PROPOSED \$5 MILLION INVESTMENT
Mixed-use mill site with restaurants, commercial, and apartments



Capitola Manufacturing Co.

Capitola Manufacturing Company, Marshall

The ca. 1905 Capitola Manufacturing Company Cotton Yarn Mill on the French Broad River in Marshall is proposed to be rehabilitated using the federal and state historic income-producing tax credits.



Dunavant Cotton Mfg. Co.
 Project Under Construction

National Register of Historic Places HUDSON COTTON MANUFACTURING COMPANY HUDSON

Originally constructed in 1904, this mill expanded twice and was the primary employer in town throughout the twentieth century. This 2013 listing gives property owners the opportunity to utilize **both federal and state historic preservation tax incentives.**



now eligible for historic tax credits

ABOUT THE NORTH CAROLINA HISTORIC REHABILITATION TAX CREDIT PROGRAM

North Carolina's Federal and State Historic Rehabilitation Tax Credit Program *provides jobs and bolsters the tax base by revitalizing existing buildings and infrastructure while preserving the state's priceless historic character.*

This program, administered by the State Historic Preservation Office of the North Carolina Department of Cultural Resources in conjunction with the National Park Service, encourages the conservation of North Carolina's historic resources. **The National Register of Historic Places plays a vital role in the tax credit program as eligibility is limited to properties listed in the Register.**

NC DISTRICT 11

January 2014

**Historic Preservation
 Tax Incentives
 within District 11**

**337 Projects
 \$206,138,266
 Investment***

* includes eligible costs for both income-producing and nonincome-producing federal and state tax credit projects in the district's counties since inception of programs

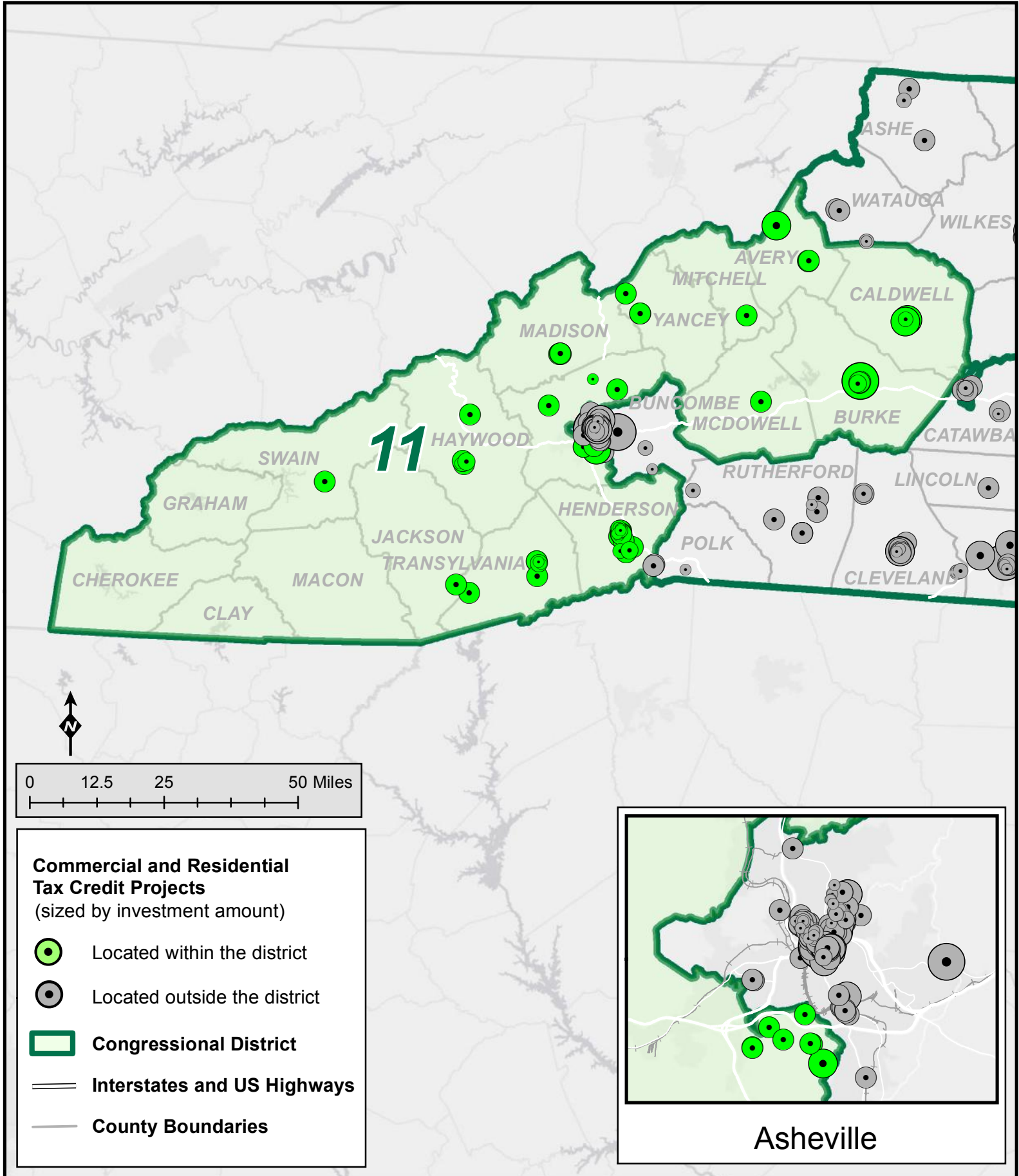


North Carolina
State Historic Preservation Office
 Department of Cultural Resources
 Office of Archives and History
 Division of Historical Resources








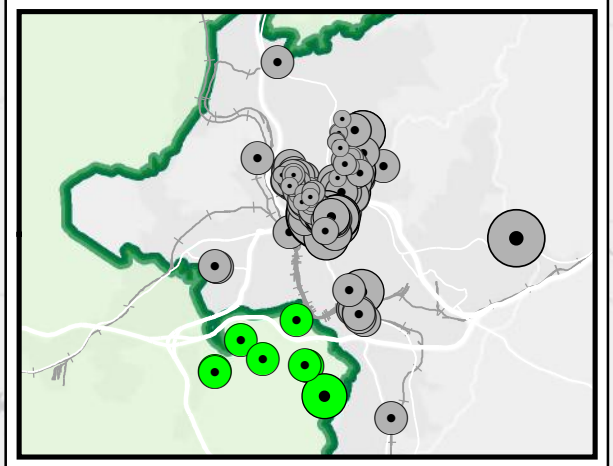
Dr. Kevin Cherry, SHPO
Ramona M. Bartos, Deputy SHPO
Mitch Wilds, Supervisor, Restoration and Tax Credit Services Branch
Claudia Brown, Supervisor, National Register and Survey Branch
<http://www.hpo.ncdcr.gov>

Historic Preservation Tax Credit Projects (as of 31 December 2013)



11

- Commercial and Residential
 Tax Credit Projects**
 (sized by investment amount)
-  Located within the district
 -  Located outside the district
 -  Congressional District
 -  Interstates and US Highways
 -  County Boundaries



Asheville

0 12.5 25 50 Miles



**NORTH CAROLINA STATE HISTORIC PRESERVATION OFFICE ASSISTANCE TO
Congressional District 11
As of December 31, 2013**

<i>County</i>	<i>Federal HPF Grants since 1966</i>	<i>National Register Listings</i>	<i>Income- producing Tax Credit Projects since 1976</i>	<i>Amount of Eligible Investment</i>	<i>Nonincome- producing Tax Credit Projects since 1998</i>	<i>Amount of Eligible Investment</i>
Avery	0	11	4	2,384,491	0	0
Buncombe	255,204	117	176	149,333,017	96	18,009,187
Burke	100,450	39	9	17,477,870	1	346,258
Caldwell	91,000	17	2	3,690,015	1	155,242
Cherokee	15,650	9	0	0	0	0
Clay	0	3	0	0	0	0
Graham	4,000	6	0	0	0	0
Haywood	32,400	24	3	773,367	2	358,600
Henderson	45,330	34	10	3,564,808	15	2,152,897
Jackson	18,000	19	1	74,500	0	0
Macon	25,650	24	0	0	0	0
Madison	0	15	5	3,765,908	0	0
McDowell	18,500	15	1	180,000	0	0
Mitchell	0	9	1	300,000	0	0
Swain	22,000	9	1	106,570	0	0
Transylvania	116,590	21	3	2,034,744	3	730,803
Yancey	6,200	8	3	699,989	0	0
TOTALS	\$ 750,974	380	219	\$ 184,385,279	118	\$ 21,752,987

FEATURED TAX CREDIT PROJECTS

**P. H. Hanes
Knitting
Company**
Winston-Salem
Completed 2013

\$41,404,300
Total
Investment
for the
rehabilitation of
the three-building
complex



Warehouse & Shipping Building After

HOUSING: The Warehouse & Shipping Building, Knitting Building, and Mill Building have been rehabilitated as **242** market rate apartments with amenities in downtown Winston-Salem.



Lee Street Theatre
Salisbury
Completion 2014
\$850,000 Proposed Investment

This ca. 1922 warehouse is being converted for use as a community theatre using the state and federal tax credit incentives.



National Register of Historic Places

The Louise Cotton Mill is architecturally significant in Charlotte as an intact, representative example of turn-of-the-20th-century heavy-timber mill construction. Built in 1897 and 1901, the distinctive U-shaped textile mill counts among Charlotte's oldest industrial buildings. This 2013 designation gives the new property owner the opportunity to use both **federal and state historic preservation tax incentives to rehabilitate the historic mill.**



Louise Cotton Mill now eligible for historic tax credits

ABOUT THE NORTH CAROLINA HISTORIC REHABILITATION TAX CREDIT PROGRAM

North Carolina's Federal and State Historic Rehabilitation Tax Credit Program *provides jobs, bolsters the tax base, and revitalizes existing buildings and infrastructure* while preserving the state's priceless historic character.

This program, administered by the State Historic Preservation Office of the North Carolina Department of Cultural Resources in conjunction with the National Park Service, encourages the conservation of North Carolina's historic resources. **The National Register of Historic Places plays a vital role in the tax credit program as eligibility is limited to properties listed in the Register.**

NC DISTRICT 12

January 2014

**Historic Preservation
Tax Incentives**
within District 12

746 Projects
\$415,725,853
Investment*

* includes eligible costs for both federal and state income-producing and nonincome-producing tax credit projects in the district's counties to date since inception of programs

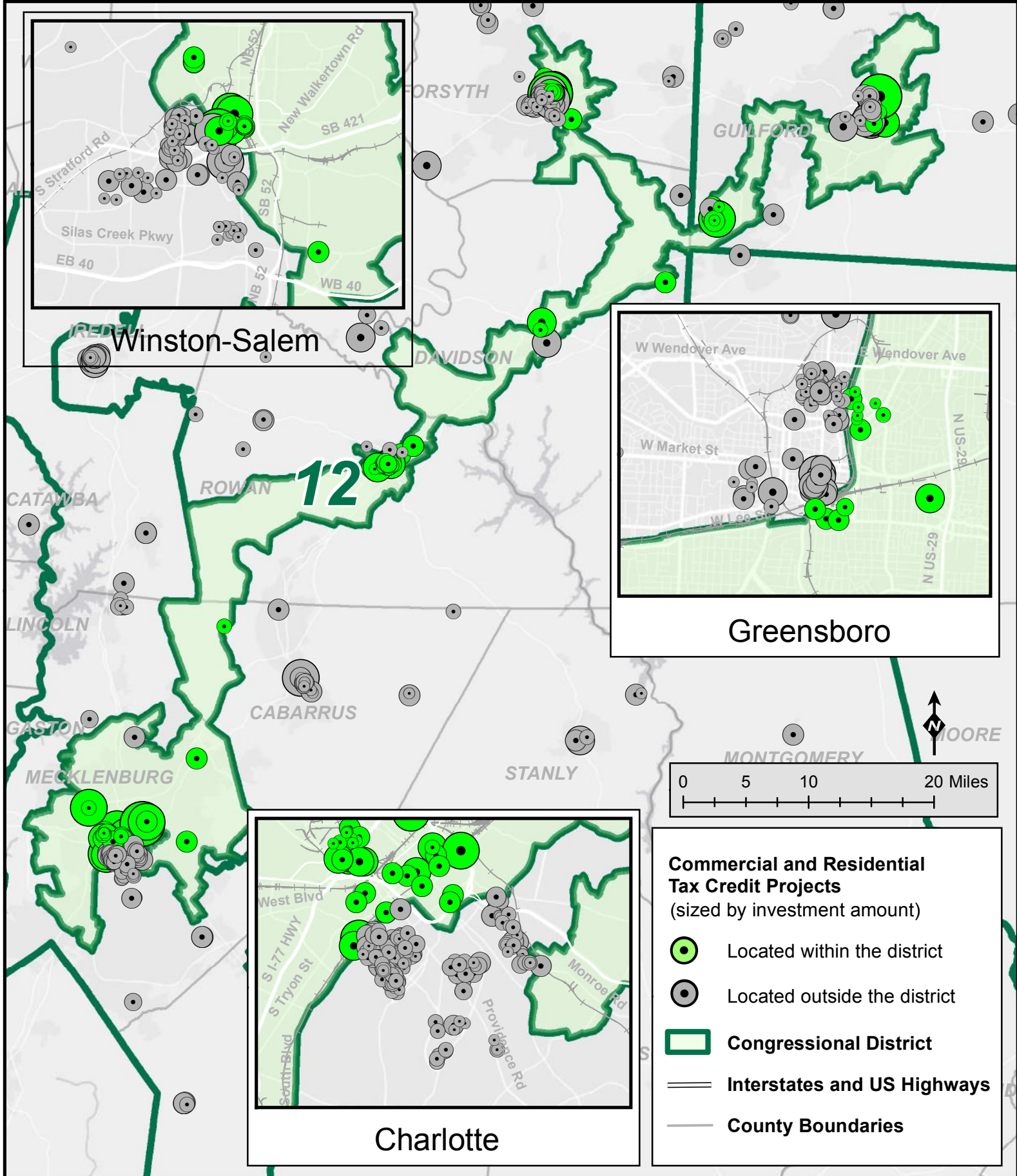


North Carolina
State Historic Preservation Office
Department of Cultural Resources
Office of Archives and History
Division of Historical Resources



Dr. Kevin Cherry, SHPO
Ramona M. Bartos, Deputy SHPO
Mitch Wilds, Supervisor, Restoration and Tax Credit Services Branch
Claudia Brown, Supervisor, National Register and Survey Branch
<http://www.hpo.ncdcr.gov>

Historic Preservation Tax Credit Projects (as of 31 December 2013)



**NORTH CAROLINA STATE HISTORIC PRESERVATION OFFICE ASSISTANCE TO
Congressional District 12
As of December 31, 2013**

<i>County</i>	<i>Federal HPF Grants since 1966</i>	<i>National Register Listings</i>	<i>Income- producing Tax Credit Projects since 1976</i>	<i>Amount of Eligible Investment</i>	<i>Nonincome- producing Tax Credit Projects since 1998</i>	<i>Amount of Eligible Investment</i>
Cabarrus	76,265	27	6	11,702,657	29	4,483,761
Davidson	52,002	55	5	4,949,148	1	179,505
Forsyth	294,835	94	50	103,101,828	113	14,585,235
Guilford	178,534	105	50	58,833,468	69	13,306,448
Mecklenburg	177,912	100	59	128,038,939	240	38,760,265
Rowan	458,474	65	76	29,268,531	48	8,516,068
TOTALS	\$ 1,238,022	446	246	\$ 335,894,571	500	\$ 79,831,282

FEATURED TAX CREDIT PROJECTS



VALENTINE-WILDER HOUSE, SPRING HOPE \$120,000 Proposed Investment

This unique Rustic Revival 1925 log house, also known as Gourd Hollow, is being rehabilitated for rental residential using the federal and state tax credit incentives.

H. J. BROWN BUILDING, RALEIGH

Under Rehabilitation for a Restaurant and Special Events Venue

\$673,000 Investment



National Register of Historic Places

In 2011, six historic Raleigh residential neighborhoods were listed in the National Register of Historic Places. This new designation provides property owners in those districts the opportunity to utilize federal and state historic preservation tax incentives.



Longview Gardens



Battery Heights



Capitol Heights



Cameron Village



Hi Mount



Rochester Heights

ABOUT THE NORTH CAROLINA HISTORIC REHABILITATION TAX CREDIT PROGRAM

North Carolina's Federal and State Historic Rehabilitation Tax Credit Program *provides jobs, bolsters the tax base, and revitalizes existing buildings and infrastructure* while preserving the state's priceless historic character.

This program, administered by the State Historic Preservation Office of the North Carolina Department of Cultural Resources in conjunction with the National Park Service, encourages the conservation of North Carolina's historic resources. The National Register of Historic Places plays a vital role in the tax credit program as eligibility is limited to properties listed in the Register.

NC DISTRICT 13

January 2014

Historic Preservation Tax Incentives within District 13

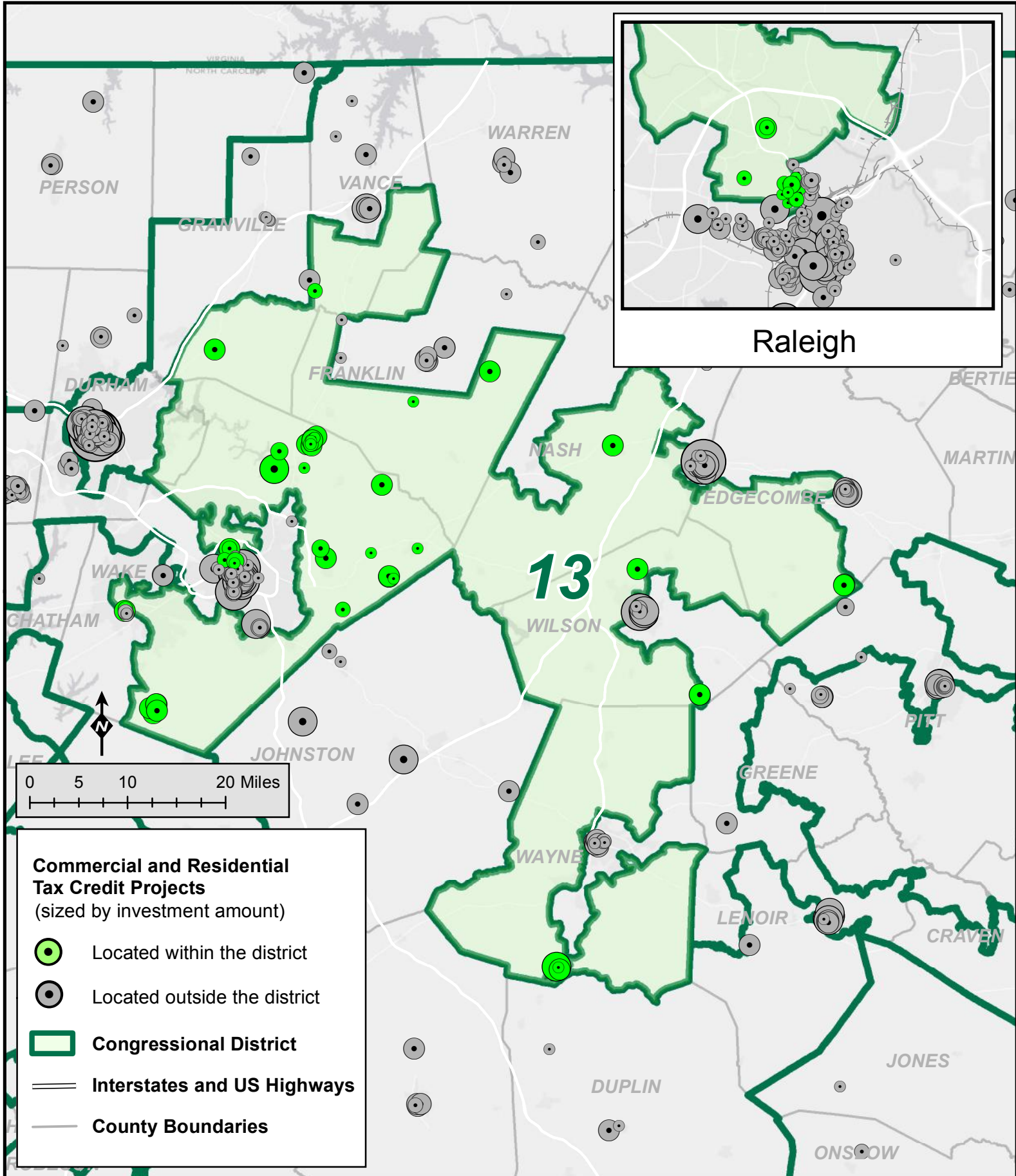
916 Projects
\$640,336,504 Investment*

* includes eligible costs for both federal and state income-producing and nonincome-producing tax credit projects in the district's counties to date since inception of programs



Dr. Kevin Cherry, SHPO
Ramona M. Bartos, Deputy SHPO
Mitch Wilds, Supervisor, Restoration and Tax Credit Services Branch
Claudia Brown, Supervisor, National Register and Survey Branch
<http://www.hpo.ncdcr.gov>

Historic Preservation Tax Credit Projects (as of 31 December 2013)



**NORTH CAROLINA STATE HISTORIC PRESERVATION OFFICE ASSISTANCE TO
Congressional District 13**

As of December 31, 2013

<i>County</i>	<i>Federal HPF Grants since 1966</i>	<i>National Register Listings</i>	<i>Income- producing Tax Credit Projects since 1976</i>	<i>Amount of Eligible Investment</i>	<i>Nonincome- producing Tax Credit Projects since 1998</i>	<i>Amount of Eligible Investment</i>
Durham	281,620	82	70	359,254,974	248	37,879,081
Edgecombe	66,072	36	27	12,978,813	13	847,025
Franklin	45,967	39	7	771,666	8	1,068,655
Granville	40,712	46	3	1,213,741	7	828,578
Nash	51,000	29	12	30,101,335	11	889,086
Vance	9,800	21	16	7,138,110	3	280,247
Wake	448,611	211	116	125,884,419	320	40,551,101
Wayne	26,175	17	14	4,698,188	9	790,323
Wilson	67,946	28	25	14,283,642	7	879,520
TOTALS	\$ 1,037,903	509	290	\$ 556,324,888	626	\$ 84,013,616